



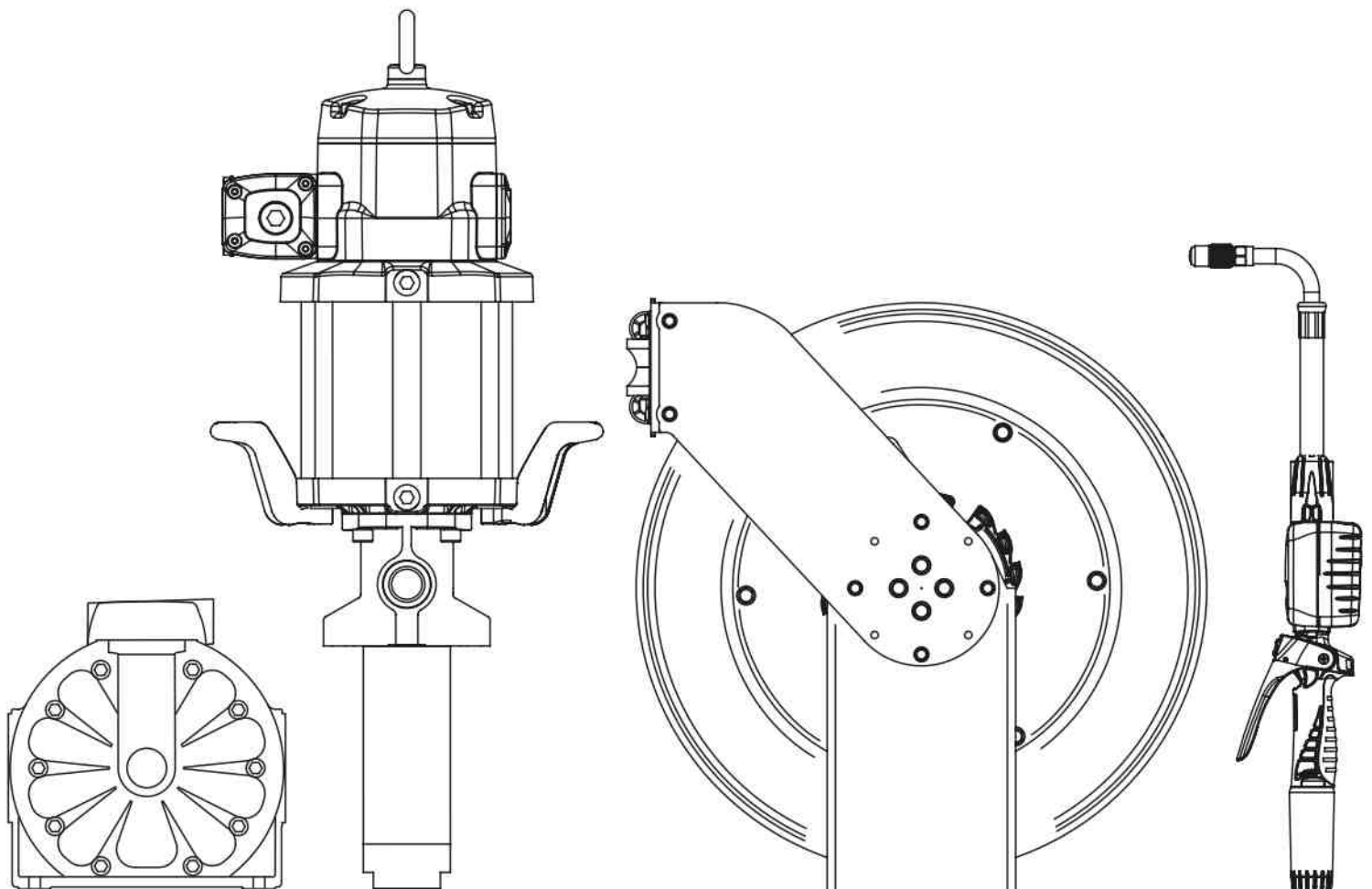
LEADING THROUGH INNOVATION



PRODUCT CATALOGUE

LUBRICATION EQUIPMENT

AUTOMOTIVE • PETROLEUM • INDUSTRIAL





SAMOA QUALITY AND LEADERSHIP

FLUID HANDLING TECHNOLOGY

SAMOA, a privately owned company, is a leading European manufacturer of Lubrication and Fluid Handling Equipment. SAMOA products are used for transfer, dispensing, dosing and recovery. SAMOA designs and manufactures a wide program that includes air operated piston and diaphragm pumps, volume flow meters, delivery guns, electronic components for inventory control systems, hose reels, hand pumps and accessories.

PRODUCT DEVELOPMENT

Product research and development is a fundamental part of SAMOA's philosophy. We are in permanent contact with the market to identify new customer needs, that we satisfy with product improvements and new products.

MANUFACTURING

SAMOA's headquarters have been in Gijón, on the Spanish North Coast, for over 55 years. SAMOA's manufacturing facilities are modern and are equipped with the latest state-of-the-art production equipment and technology. We are committed to design and manufacturing excellence, environmental sustainability and a healthy and safe workplace; our work processes and facilities are consequently ISO 9001, ISO 14001 and OHSAS 18001 certified.

DISTRIBUTION

Our products are available through a network of knowledgeable distributors and owned Distribution Companies. This global network provides a sales and consulting service, to identify the products that best meet each customer's needs and, when required, offers after sales service to ensure the long and satisfactory use of our equipment.

GLOBALLY COMPETITIVE

Our continuous product improvement process ensures that our products meet customer requirements worldwide, including in even the most demanding applications and environments. As a result, we are proud to say that SAMOA products are reliably working away, night and day, in more than 100 countries.



Research & Development and Manufacturing facility in Gijón (Spain)





RESEARCH AND DEVELOPMENT

SAMOA's R&D Department is at the cutting edge of Lubrication Equipment and Fluid Handling product development programs with innovative technology concepts.

SAMOA QUALITY AND LEADERSHIP



PRODUCT DESIGN & ENGINEERING

Product designs are created and rough product engineering is ensured by using 3D CAD. CAD-CAM manufacturing equipment dedicated to prototyping and a well equipped test laboratory, allow fast product evolution and the release of optimized and fully proven products to market.



STATE OF THE ART MANUFACTURING

High volume CNC manufacturing equipment is fed by robots. The robotized material handling processes incorporate part cleaning and 100% automated part inspection.

Sheet metal processing is also highly automated and it includes welding robots, laser cutting and CNC bending machines among others.



COMPONENTS FINISHING

Once components are manufactured and passed inspection procedures, they are finished before they are assembled into final products. Products are polyester powder coated, zinc or nickel plated depending on their functionality and finishing requirements.

UNWAVERING COMMITMENT TO QUALITY

Components are inspected during their manufacturing process following SPC standard and many sub-assemblies are 100% functionally tested. Many products, including all air operated pumps and meters, are run wet and taken through a carefully defined test procedure to ensure zero defects on shipment.



RAPID AND RELIABLE ORDER FULFILMENT

SAMOA's experienced customer service staff and worldwide distributors can recommend the Lubrication Equipment System that best meets each application need.

A generous inventory of finished products and parts allows short delivery times. High rotation products are stored in an automated warehouse integrated with the ERP system.

Prompt after-sales service and immediate spare parts availability ensure a long and trouble-free product life.



INDEX

01

AIR OPERATED OIL PUMPS AND KITS

AIR OPERATED OIL PUMPS	8
PUMPMaster 2 - 1:1 RATIO OIL PUMPS	10
PUMPMaster 2 - 3:1 RATIO OIL PUMPS	12
PUMPMaster 2 ACCESSORIES AND OTHER OIL MOBILE DISPENSERS	15
PUMPMaster 4 - 3:1 RATIO OIL PUMPS	16
PUMPMaster 4 - 5:1 RATIO OIL PUMPS	17
PUMPMaster 4 - 3:1 AND 5:1 OIL PUMPS INSTALLATION KITS AND ACCESSORIES	18
PUMPMaster 35 - 3:1 RATIO OIL PUMP	20
PUMPMaster 35 - 8:1 RATIO OIL PUMP	21
PUMPMaster 35 - 5:1 AND 8:1 OIL PUMPS INSTALLATION KITS AND ACCESSORIES	22
PUMPMaster 45 - 3:1 RATIO OIL PUMP	23
PUMPMaster 45 - 6:1 RATIO OIL PUMP	24
PUMPMaster 45 - 10:1 RATIO OIL PUMPS	25
PUMPMaster 60 - 6:1 RATIO OIL PUMP	26
PUMPMaster 60 - 12:1 RATIO OIL PUMP	27
PUMPMaster 45 & 60 OIL PUMP INSTALLATION KITS	28
PUMPMaster 45 & 60 ACCESSORIES	30
OIL PUMP ACCESSORIES	31

02

AIR OPERATED GREASE PUMPS AND KITS

AIR OPERATED GREASE PUMPS	34
PUMPMaster 3 - 55:1 RATIO GREASE PUMPS	36
PUMPMaster 3 ACCESSORIES	38
PUMPMaster 35 - 60:1 RATIO GREASE PUMPS	40
PUMPMaster 35 ACCESSORIES	42
PUMPMaster 45 - 25:1 RATIO GREASE PUMP	43
PUMPMaster 45 - 40:1 RATIO GREASE PUMPS	44
PUMPMaster 45 - 70:1 RATIO GREASE PUMPS	45
PUMPMaster 60 - 12:1 RATIO GREASE PUMP	46
PUMPMaster 60 - 80:1 RATIO GREASE PUMPS	47
PUMPMaster 45 & 60 INSTALLATION KITS	48
PUMPMaster 45 & 60 GREASE PUMP KITS	49
PUMPMaster 35, 45 & 60 GREASE PUMP KITS	50
GREASE PUMP ACCESSORIES	51

03

AIR OPERATED PUMPS FOR OTHER SERVICE FLUIDS

INNOVATIVE CENTRAL FLOW TECHNOLOGY	54
DIRECTFLO® PUMP RANGE COMPARATIVE CHART	55
AIR OPERATED DIAPHRAGM PUMPS PLASTIC PUMPS	56
AIR OPERATED DIAPHRAGM PUMPS METAL PUMPS	57
FOUR-WAY EVACUATION VALVE AND AIR OPERATED DIAPHRAGM PUMPS - MIX PUMPS	58
AIR OPERATED DIAPHRAGM PUMP KITS	59
DIAPHRAGM PUMPS ACCESSORIES	61
AIR OPERATED PISTON PUMPS FOR FLUIDS	62

04

AdBlue®/DEF PUMPS AND KITS

ADBLUE®/DEF PUMPS KITS AND MOBILE UNITS - AIR OPERATED PUMPS	64
ADBLUE®/DEF PUMPS KITS AND MOBILE UNITS - ELECTRIC PUMPS	65
ADBLUE®/DEF PUMPS AND KITS - LEVER ACTION PUMPS	66
ADBLUE®/DEF ACCESSORIES	67

INDEX

05 HOSE REELS



05

HOSE REELS

HOSE REEL MOUNTING RECOMMENDATIONS	71
RM-12 DOUBLE PEDESTAL DOUBLE ARM HOSE REELS	72
RM-12S SINGLE ARM ALUMINIUM HOSE REELS	73
RM-12CL INDIVIDUALLY ENCLOSED HOSE REELS	74
RM-12L HEAVY-DUTY HOSE REELS	75
RM-34 HEAVY-DUTY HOSE REELS	76
RM-100 HEAVY-DUTY LARGE CAPACITY HOSE REELS	77
RM-150 HEAVY-DUTY LARGE DELIVERY HOSE REELS	78
STAINLESS STEEL REEL AND COMPACT REELS FOR AIR AND CABLE	79
HOSE REEL KITS	80
HOSE REEL ACCESSORIES	83

06 FLUID DISPENSE VALVES AND METERS



06

VALVES & METERS

CONTROL VALVES FOR DISPENSING OIL AND OTHER FLUIDS	86
ELECTRONIC METERED CONTROL VALVES FOR DISPENSING OIL AND OTHER FLUIDS	88
MECHANICAL METERED CONTROL VALVES FOR DISPENSING OIL AND OTHER FLUIDS	90
IN-LINE METERS	92
PULSE TRANSMITTERS	93
OTHER METERS AND ACCESSORIES	94
GREASE GUNS AND ACCESSORIES	95
OIL BARS, SPIGOT VALVES AND OTHER FLUID DISPENSE GUNS	96

07 INVENTORY MANAGEMENT SYSTEMS



07

MANAGEMENT SYSTEMS

ADVANCED MONITORING SYSTEM	98
ADVANCED MONITORING SYSTEM. BASIC COMPONENTS	100
ADVANCED COMMUNICATION PLATFORM AND ACCESSORIES	101
TANK LEVEL CONTROL SOLUTIONS	102
INVENTORY MANAGEMENT CONSOLE	104
SPECIAL AMS VERSION	105
PRESET DOSING MODULE	106
CONTROL MASTER OIL MONITORING SYSTEM	107

08 WASTE OIL EQUIPMENT



08

WASTE OIL EQUIPMENT

USED FLUID COLLECTION UNITS	109
WASTE OIL SUCTION AND GRAVITY RECEIVERS, 100 AND 70 LITRES	111
WASTE OIL DRAIN UNITS	112
WASTE OIL EVACUATION PUMP KITS AND EVACUMASTER SUCTION UNIT	113
WASTE OIL EQUIPMENT ACCESSORIES	114

09 ELECTRIC PUMPS FOR OIL AND DIESEL



09

ELECTRIC PUMPS

DC DIESEL PUMPS AND KITS - POLUX SERIES	116
AC DIESEL PUMPS AND KITS - POLARIS SERIES	117
DIESEL PUMP ACCESSORIES	119
OIL PUMPS WITH ELECTRIC MOTOR - FLOWSTAR SERIES	120
OIL ELECTRIC PUMP KITS - FLOWSTAR SERIES	121

INDEX

10

LUBRICATION TOOLS AND ACCESSORIES



10

LUBRICATION TOOLS

GREASE NIPPLES	124
GREASE NIPPLES, DISCHARGE VALVES AND THREAD GAUGES	125
GREASE CONNECTORS, NOZZLES AND OTHER ACCESSORIES	126
GREASE STEMS AND OUTLET HOSES	127
LEVER ACTION GREASE PUMPS - SG SERIES	128
MANUAL HAND HELD GREASE PUMPS	129
AIR OPERATED AND BATTERY HAND HELD GREASE PUMPS, FILLER VALVES AND FITTINGS	130
BATTERY GREASE PUMPS	131
GREASE COMPRESSORS AND BUCKET PUMPS	132
DRUM PUMPS FOR OIL AND OTHER FLUIDS	133
DRUM PUMPS FOR OIL AND OTHER FLUIDS GEAR OIL DISPENSERS	134
DRUM PUMPS FOR VARIOUS FLUIDS	135
DRUM PUMPS FOR VARIOUS FLUIDS AND CONNECTING ADAPTORS	136
FUNNELS, MEASURES AND GRAVITY DRAINERS	137
BARREL TAPS, CANS AND OIL CANS	138

11

AIR ACCESSORIES



11

AIR ACCESSORIES

BLOW GUNS, WASH GUNS AND INDUSTRIAL SPRAY GUNS	140
SPRAY GUNS AND TYRE INFLATORS	141
HAND TYRE PUMPS AND TYRE INFLATOR ACCESSORIES	142
AIR TREATMENT UNITS (FRLS)	143
AIR COUPLERS AND CONNECTION ADAPTORS FOR COMPRESSED AIR	144
BLISTERS OF AIR COUPLERS AND CONNECTION ADAPTORS	146
AIR HOSES	147
HOSE CLAMPS AND SHUTOFF VALVES	148

12

ENVIRONMENTAL SOLUTIONS



12

ENVIRONMENTAL SOLUTIONS

TOTALLY ENCLOSED BUNDED TANKS	150
SINGLE SKIN TANKS	151
BESPOKE TANKS, OFFSET CABINETS AND TANK ALARM UNIT	152
TANK LEVEL INDICATORS AND BUNDED AdBlue®/DEF - DIESEL STORAGE TANKS	153
SPILL PALLETS	154
WORK FLOORS AND SPILL TRAYS	155
IBC STORAGE AND DRUM TROLLEY	156
DRUM RACKS, GRIT BINS AND DRUM FUNNELS	157
DRUM FUNNELS AND OIL SPILL KITS	158

PART NUMBER INDEX

159

AIR OPERATED OIL PUMPS	8
PUMPMaster 2 - 1:1 RATIO OIL PUMPS	10
PUMPMaster 2 - 3:1 RATIO OIL PUMPS	12
PUMPMaster 2 ACCESSORIES AND OTHER OIL MOBILE DISPENSERS	15
PUMPMaster 4 - 3:1 RATIO OIL PUMPS	16
PUMPMaster 4 - 5:1 RATIO OIL PUMPS	17
PUMPMaster 4 - 3:1 AND 5:1 OIL PUMPS INSTALLATION KITS AND ACCESSORIES	18
PUMPMaster 35 - 3:1 RATIO OIL PUMP	20
PUMPMaster 35 - 8:1 RATIO OIL PUMP	21
PUMPMaster 35 - 5:1 AND 8:1 OIL PUMPS INSTALLATION KITS AND ACCESSORIES	22
PUMPMaster 45 - 3:1 RATIO OIL PUMP	23
PUMPMaster 45 - 6:1 RATIO OIL PUMP	24
PUMPMaster 45 - 10:1 RATIO OIL PUMPS	25
PUMPMaster 60 - 6:1 RATIO OIL PUMP	26
PUMPMaster 60 - 12:1 RATIO OIL PUMP	27
PUMPMaster 45 & 60 OIL PUMP INSTALLATION KITS	28
PUMPMaster 45 & 60 ACCESSORIES	30
OIL PUMP ACCESSORIES	31



It all starts with the pump; the heart of the system. The choice of a pump requires considering a wide variety of factors so that your system will provide years of dependable service. SAMOA has engineered a broad offering of oil pumps to handle a wide variety of applications. This range of pumps will fit original containers of different sizes and bulk storage tanks; covering applications that range from the transfer of oil to very large centralized systems.

WHY CHOOSE AN AIR OPERATED PUMP?

Compressed air provides the best power source because it allows the pump to stall against fluid back pressure. When the dispense gun is opened, the fluid pressure drops in the system, the pump automatically starts and oil flows. When the dispense gun is closed, back pressure is created in the system. When the fluid back pressure force acting on the pump piston equals the force of the compressed air pushing on the pump air piston, the system stops or stalls. When using other power sources, such as electric or hydraulic, the pump must have pressure sensing switches, bypass loops and relief valves, for controlling the motor and pressure.

PRESSURE AND VOLUME

An important, and often confusing, aspect of selecting a pump is how to determine which pump ratio and what pump size to select. The pump ratio is calculated by dividing the surface area of the air motor piston by the surface area of the fluid piston. The maximum pressure at the pump outlet that the pump is able to develop is determined multiplying the air inlet pressure by the pump pressure ratio. Restrictions such as the pipe length and diameter, hoses, hose reels, solenoid valves, pulse meters, control handles, and other system components create friction in the system. Sufficient fluid pressure is needed to overcome this friction, in order to get the required volume of oil to each dispense point.

Pump size determines the amount of fluid flowing through the piston pump outlet during each cycle of the pump. Three different sizes of pumps, with the same ratio, will each deliver a different flow rate. It is important to consider a variety of factors (number of dispense points, desired delivery, product dispensed,...) in choosing the proper pump size for your system.

OCCASIONAL DUTY



STANDARD DUTY



HEAVY-DUTY



	PUMPMASTER 2 1:1	PUMPMASTER 2 3:1	PUMPMASTER 4 3:1	PUMPMASTER 4 5:1	PUMPMASTER 35 5:1	PUMPMASTER 35 8:1
PUMP DESCRIPTION	Utility Transfer	Utility Medium Pressure	Standard Duty Medium Pressure	Standard Duty Medium Pressure	Heavy-Duty Medium Pressure	Heavy-Duty High Pressure
SIMULTANEOUS OPERATION OUTLETS	1 (no reels)	1	1 to 2	1 to 2	1 to 3	1 to 2
MAX. LINE LENGTH	30 m - 100'	60 m - 200'	60 m - 200'	150 m - 500'	150 m - 500'	200 m - 650'
APPLICATION	Service shops In-plant oil transfer Agriculture Marine	Auto dealers Service shops Fast lube centres Agriculture Marine	Auto dealers and service shops Fleet service Fast lube centres Lube trucks Mining and construction In-plant	Auto and truck dealers Fleet service Mining and construction Lube trucks Railroad and mass transit Marine In-plant	Auto and truck dealers Fleet service Mining and construction Lube trucks Railroad and mass transit Marine In-plant	Vehicle maintenance centres Fleet service Mining and construction Lube trucks Railroad and mass transit Marine In-plant

Maximum line length and number of simultaneous dispense outlets also depends on the line diameter, fluid viscosity and required delivery.



HEAVY-DUTY



PUMPMaster 45 - 3:1	PUMPMaster 45 - 6:1	PUMPMaster 45 - 10:1	PUMPMaster 60 - 6:1	PUMPMaster 60 - 12:1
Heavy-Duty Volume Transfer	Heavy-Duty High Flow	Heavy-Duty Pressure Flow	Heavy-Duty High Delivery	Heavy-Duty High Performance
3 to 4	3 to 4	3 to 4	3 to 4	3 to 4
75 m - 250'	160 m - 525'	240 m - 800'	160 m - 525'	250 m - 800'
Construction equipment Mining equipment Large fleets Railroad and mass transit Marine In-plant oil distribution	Large auto and truck dealers Construction equipment Mining equipment Railroad and mass transit Large fleets Lube trucks Marine In-plant oil distribution	Large auto and truck dealers Construction equipment Mining equipment Railroad and mass transit Large fleets Lube trucks Marine In-plant oil distribution	Very large auto and truck dealers Construction equipment Mining equipment Large fleets Railroad and mass transit Marine In-plant oil distribution	Very large auto and truck dealers Construction equipment Mining equipment Large fleets Railroad and mass transit Marine In-plant oil distribution

Maximum line length and number of simultaneous dispense outlets also depends on the line diameter, fluid viscosity and required delivery.

PUMPMaster 2 - 1:1 RATIO OIL PUMPS

351 120

UTILITY TRANSFER PUMPS

Double acting air operated low pressure pumps for transferring lubricants. Pumps include height adjustable 2" BSP (M) bung adaptor for tank or drum bung mounting. Built in port for optional pressure relief valve (PN 609 007).



FLUIDS HANDLED

- Synthetic and mineral based lubricants.
- Transmission fluid.
- Hydraulic oil.
- Diesel.

MARKETS SERVED

- Service shops.
- In plant oil transfer.
- Agriculture.
- Marine.
- Mining and construction.

MODELS

PART No.	APPLICATION	PUMP TUBE HEIGHT	TOTAL HEIGHT	WEIGHT
351 120	Universal stub pump	215 mm	500 mm	2.5 kg
356 120	60 l (16 gal) drum bung mounted	700 mm	985 mm	4.8 kg
352 120	205 l (55 gal) drum bung mounted	915 mm	1,200 mm	5.4 kg

TECHNICAL DATA

Pump pressure ratio	1:1
Air pressure operating range	1.5 - 10 bar (20 to 140 psi)
Air consumption ⁽¹⁾	150 NL/min (5.3 cfm)
Maximum fluid outlet pressure	10 bar (140 psi)
Air motor diameter	51 mm (2")
Air motor effective diameter	35 mm (1.4")
Air motor stroke	75 mm (3")
Delivery at 150 cycles/min.	20 l/min (5.3 Gal/min)
Maximum free flow delivery ⁽²⁾	52 l/min (13.7 Gal/min)
Air inlet	1/4" BSP (F)
Fluid inlet (short pump only)	1" BSP (F)
Fluid outlet	3/4" NPSM (F)
Wetted and seal materials	Aluminium / Steel / NBR / Acetal / Polyurethane
Noise level ⁽³⁾	80 dB

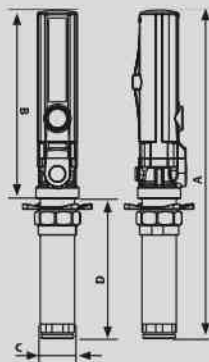
(1) Air consumption with 6 bar air inlet pressure and 150 cycles per minute.

(2) Maximum free delivery at 7 bar.

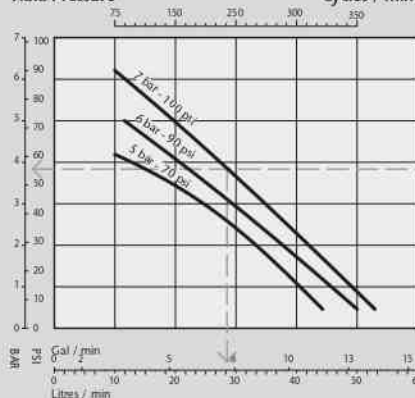
(3) Maximum noise level measured at 1 m from the pump, 7 bar air pressure and free delivery.

DIMENSIONS (mm)

MODEL	351 120	356 120	352 120
A	500	985	1,200
B	285	285	285
C	52	52	52
D	215	700	915



SAE 30 - 20 °C (68 °F) CAPACITY



AIR CONSUMPTION



PUMPMaster 2 - 1:1 RATIO OIL PUMPS



PUMPMaster 2 - 1:1 PUMP PACKAGES FOR 205 LITRE DRUMS

Packages with air operated low pressure transfer pump. The pump is designed to fit through the 2" bung opening on 50 and 205 l oil drums or to be mounted on a lid for open drums. The pump is fixed using a height adjustable bung adapter.

1:1 ratio pumps are used for a clean and efficient transfer of lubricants, from their original drum to miscellaneous portable grease and oil pumps, buckets, auxiliary tanks, etc., without the risk of lubricant contamination.

An air valve or an optional pressure regulator allows the user to adjust the pump speed and the lubricant flow rate. This is useful when filling open buckets to prevent splashing or to avoid overflow when reaching the top of a container.

454 002

454 003

454 010

454 009



PART NO.	DESCRIPTION	APPLICATION	PUMP	HOSE	DELIVERY GUN	AIR INLET ACCESSORY	APPROX.. DELIVERY
454 002	1:1 high volume transfer package	205 l drums	352 120	3 m x 3/4" 362 303	High delivery nozzle 361 000	Needle air valve 950 302	30 l/min ⁽¹⁾
454 003	1:1 transfer package	205 l drums	352 120	3 m x 1/2" 362 103	Oil control gun 363 115	–	15 l/min ⁽¹⁾
454 010	1:1 transfer package, metered	205 l drums	352 120	3 m x 1/2" 362 103	Hose end meter 365 535	–	10 l/min ⁽¹⁾
454 009 ⁽³⁾	1:1 grease transfer package	185 kg drums	352 120	3 m x 3/4" 362 303	Ball valve with angled nozzle	Needle air valve 950 302	3.2 kg/min ⁽²⁾

(1) Delivery with SAE30 oil at 7 bar inlet pressure and 20 °C temperature.

(2) Delivery with NLGI2 grease at 7 bar inlet pressure and 20 °C temperature.

(3) Model 454 009 also includes drum cover PN 418 006 and follower plate PN 417 004 for 185 kg grease drums.

Not included options:

239 000: 1/4" BSP (MM) connection adaptor.

240 200: Air pressure regulator 0 - 12 bar, 1/4" BSP (FF)

240 500: Air filter and pressure regulator, 0 -12 bar, 1/4" BSP (FF).

PUMPMASTER 2 - 3:1 RATIO OIL PUMPS

UTILITY MEDIUM PRESSURE PUMPS

Double acting air operated medium pressure pumps for dispensing lubricants from mobile units, oil distribution packages and small systems. Pumps include 2" BSP (M) height adjustable bung adaptor for tank or drum bung mounting. Built in port for optional pressure relief valve (PN 609 007).



FLUIDS HANDLED

- Synthetic and mineral based lubricants.
- Hydraulic oil.
- Gear oil.
- Transmission fluid.

MARKETS SERVED

- Auto dealers.
- Service shops.
- Fast lube centres.
- Agriculture.
- Marine.
- Mining and construction.

MODELS				
PART No.	APPLICATION	PUMP TUBE HEIGHT	TOTAL HEIGHT	WEIGHT
353 120	Universal stub pump	200 mm	495 mm	2 kg
358 120	60 l (16 gal) drum bung mounted	700 mm	995 mm	3 kg
354 120	205 l (55 gal) drum bung mounted	905 mm	1,200 mm	3.5 kg

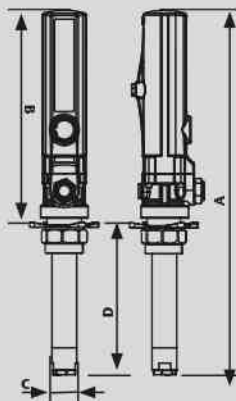
TECHNICAL DATA	
Pump pressure ratio	3:1
Air pressure operating range	1.5 - 10 bar (20 to 140 psi)
Air consumption ⁽¹⁾	180 NL/min (6.4 cfm)
Maximum fluid outlet pressure	30 bar (420 psi)
Air motor diameter	51 mm (2")
Air motor effective diameter	35 mm (1.4")
Air motor stroke	75 mm (3")
Delivery at 200 cycles/min.	10 l/min (2.7 Gal/min)
Maximum free flow delivery ⁽²⁾	35 l/min (9.3 Gal/min)
Air inlet	1/4" BSP (F)
Fluid inlet (short pump only)	3/4" BSP (F)
Fluid outlet	1/2" NPSM (F)
Wetted and seal materials	Aluminium / Steel / NBR / PTFE
Noise level ⁽³⁾	80 dB

(1) Air consumption with 6 bar air inlet pressure and 200 cycles per minute.

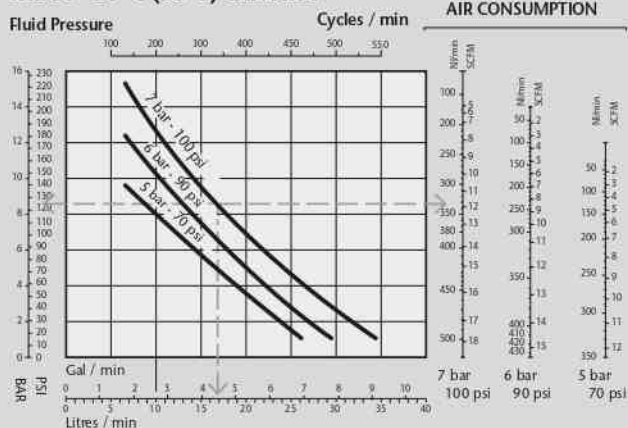
(2) Maximum free delivery at 7 bar.

(3) Maximum noise level measured at 1 m from the pump, 7 bar air pressure and free delivery.

DIMENSIONS (mm)			
MODEL	353 120	358 120	354 120
A	495	995	1,200
B	295	295	295
C	34	34	34
D	200	700	905



SAE 30 - 20 °C (68 °F) CAPACITY



PUMPMASTER 2 - 3:1 RATIO OIL PUMPS



Lubricant dispensing and transfer require more than a bare pump. SAMOA offers a range of pump packages and installation kits that include all the accessories needed to efficiently dispense or transfer lubricants. Packages and kits can be used with 205 litre oil drums, 1,000 l IBCs and tanks. They provide an easy solution to common applications.

454 110



454 111



454 100



454 150



PUMPMASTER 2 - 3:1 OIL PUMP PACKAGES

PART No.	DESCRIPTION	APPLICATION	PUMP	HOSE	DELIVERY GUN	APPROX. DELIVERY
454 110	3:1 transfer metered package	205 l drums	354 120	3 m x 1/2" (362 103)	Hose end meter 365 535	12 l/min ⁽¹⁾
454 111	3:1 transfer package	205 l drums	354 120	3 m x 1/2" (362 103)	Oil control gun 363 115	15 l/min ⁽¹⁾
454 100	Transfer pump with spigot valve	205 l drums	352 220 ⁽³⁾	-	Oil spigot valve 361 100 and tray 736 462	23 l/min ⁽¹⁾
454 150	3:1 transfer pump + IBC side bracket ⁽²⁾	1,000 l IBC	353 120	6 m x 1/2" (362 106)	Hose end meter 365 535	12 l/min ⁽¹⁾

(1) Delivery with SAE 30 oil at 7 bar inlet pressure and 20 °C room temperature.

(2) Includes suction hose 745 304 with elbow and connection accessories.

(3) 2:1 pressure ratio pump.

379 003



379 000



379 300



PUMPMASTER 2 - 3:1 OIL PUMP KITS

	PUMPMASTER 2 TANK MOUNTED PUMP KIT	PUMPMASTER 2 WALL MOUNTED PUMP KIT	PUMPMASTER 2 DRUM BUNG MOUNTED PUMP KIT
PART No.	379 003	379 000	379 300
APPLICATION	Tanks	205 l drums	205 l drums
PUMP	353 120	353 120	354 120
SUCTION KIT	1,400 mm suction tube 368 104	367 102	-
HOSE CONNECTION KIT	362 910	362 910	362 910

PUMP PACKAGE AND KIT ACCESSORIES

239 000: 1/4" BSP (MM) connection adaptor.

240 200: Air pressure regulator, 0-12 bar, 1/4" BSP (FF).

240 500: Air filter and pressure regulator, 0-12 bar, 1/4" BSP (FF).

609 007: Pressure relief valve, 1/4" BSP (M) - 60 bar approx. opening pressure. When mounted to the pump body, prevents damage in the system caused by over pressure produced by thermal expansion (1 °C increase in temperature can cause up to 10 bar increase in the system pressure).

950 300: 1/2" BSP (FF) ball valve.

PUMPMASTER 2 - 3:1 RATIO OIL PUMPS

454 605



454 659



454 694



454 699



PUMPMASTER 2 - 3:1 OIL PUMP PACKAGES

PART No.	APPLICATION	PUMP	HOSE END METER	HOSE REEL	PUMP CONNECTION KIT	SUCTION KIT	PUMP BRACKET	DRIP POCKET
454 605	205 l drum, drum mounted	354 120	365 535	506 202	362 910	-	-	-
454 600	205 l drum, drum mounted	354 120	365 535	501 200	362 910	-	-	-
454 651	205 l drum, wall mounted	353 120	365 535	506 202	362 910	367 000	360 102	360 127
454 653	205 l drum, wall mounted	353 120	365 535	501 200	362 910	367 000	360 102	360 127
454 659	205 l drum, wall mounted	353 120	365 535	507 202	362 910	367 000	360 102	360 127
454 694	1,000 l IBC, IBC top mounted	353120	365 535	506 202	-	745 300 + 745 301 + 945 572	360 102 + 360 106	-
454 695	1,000 l IBC, IBC top mounted	353 120	365 535	501 200	-	745 300 + 745 301 + 945 572	360 102 + 360 106	-
454 699	1,000 l IBC, IBC side mounted	353 120	365 535	506 202	-	745 301 + 745 302 + 945 572	360 102 + 360 107	-
454 697	1,000 l IBC, IBC side mounted	353 120	365 535	501 200	-	745 301 + 745 302 + 945 572	360 102 + 360 107	-

376 300 - 376 610 - 378 120

MOBILE UNITS WITH PUMPMASTER 3:1 OIL PUMP



PART No.	APPLICATION	PUMP	HOSE END METER	DELIVERY HOSE	TROLLEY	OTHER ACCESSORIES
370 400	50 l drum	358 120	365 535	3 m x 1/2" 362 103	431 000	Drum cover 418 010
328 010	Self contained, 70 l	358 120	365 535	3 m x 1/2" 362 103	373 310	Self contained 70 l tank
376 300	205 l drum	354 120	365 535	3 m x 1/2" 362 103	432 000	-
376 610	205 l drum	353 120	365 535	3 m x 1/2" 362 103	432 814	Suction hose 367 011
378 120	205 l drum	353 120	365 535	10 m hose reel 506 202	432 814	Suction hose 367 011

PUMPMaster 2 ACCESSORIES AND OTHER MOBILE OIL DISPENSERS



PUMPMaster 2 ACCESSORIES

360 102



360 102 Wall bracket
360 120 Floor bracket

360 120



360 001



BUNG ADAPTORS 2" (M) CONNECTION FOR DRUM AND TANKS BUNG OPENINGS

360 000 Bung adaptor for PM2 3:1 pumps
Pump tube outside diameter: 34 mm.

360 001 Bung adaptor for PM2 1:1 pumps
Pump tube outside diameter: 52 mm.

367 000



SUCTION ASSEMBLIES AND SUCTION HOSES
Suction assemblies for wall mounted stub pumps. Assemblies include Ø 42 suction tube with foot valve, height adjustable 2" bung adaptor and 2 m x 3/4" rubber connection hose.

367 000 Suction assembly for 1,000 l IBC and 205 l drums
1,060 mm suction tube.

367 003 Suction assembly for tanks
1,600 mm suction tube.

367 011 spring reinforced transparent suction hose
For 205 l drums and 1,000 l IBC. 3 m x 3/4".

367 012 spring reinforced transparent suction hose with foot valve
For 205 l drums and 1,000 l IBC. 3 m x 3/4", includes foot valve.

367 102 Pump suction kit
Includes suction assembly 367 000 and pump bracket 360 102.

367 011



362 910



HOSE CONNECTION KIT

362 910 PM2 pump connection kit
1 m x 1/4" air hose 246 010, one 1/2" BSP (M) x 1/4" BSP (F) connection adapter 945 516, 1 m x 1/2" oil hose with 1/2" BSP (MM) fittings, one automatic quick air coupling 1/4" BSP (F) 253 114 and one quick air connector 1/4" BSP (M).

609 007



PRESSURE RELIEF VALVE

For protection against system pressure increase due to oil thermal expansion (1 °C increase in temperature can cause 10 bar increase in system pressure). 60 bar (870 psi) valve opening pressure. Possibility to connect either a Ø 1/4" hose with a clamp or a hose with 1/8" BSP (F) fitting as return line to the tank. SAMOA pumps include a 1/4" plug that can be removed and replaced with a pressure relief valve.

609 007 Pressure relief valve
Opens at approximately 60 bar. Possibility to connect either a 1/4" hose with a clamp or a hose with 1/8" BSP (F) fitting as oil return live.

OTHER MOBILE OIL DISPENSERS



PRESSURIZED LUBRICANT DISPENSERS 25 LITRES

Mobile unit for dispense viscous lubricants. Includes a 25 l container that must be pressurized using a tire inflator at maximum 7 bar (100 psi). Includes safety valve and 1.5 m delivery hose with oil gun.

324 000 Pressurized lubricant dispenser, 25 litres.

324 010 Pressurized lubricant dispenser, 25 litres with meter.



SELF CONTAINED AIR OPERATED LUBRICANT DISPENSER 25 LITRES

Mobile unit to dispense viscous lubricants. Includes a 25 l capacity tank, a 2:1 pneumatic pump, oil meter at pump outlet, 1.5 m delivery hose and oil gun with non-drip tip.

327 020 Self contained air operated lubricant dispenser with meter, 25 litres.



SELF CONTAINED HAND OPERATED LUBRICANT DISPENSERS 25 LITRES

Mobile unit to dispense viscous lubricants. Includes a 25 l capacity tank, a hand pump and a 1.5 m delivery hose with angled spout.

325 000 Self contained hand operated lubricant dispenser, 25 litres.

325 010 Self contained hand operated lubricant dispenser with meter, 25 litres. Includes in line meter at the pump outlet.



SELF CONTAINED HAND OPERATED LUBRICANT DISPENSERS 70 LITRES

Mobile unit to dispense viscous lubricants. Includes a 70 l capacity tank, a hand pump and a 1.5 m delivery hose with angled spout.

326 000 Self contained hand operated lubricant dispenser, 70 litres.

326 010 Self contained hand operated lubricant dispenser with meter, 70 l
Includes in line meter at the pump outlet.

PUMPMaster 4 - 3:1 RATIO OIL PUMPS

340 120

STANDARD DUTY MEDIUM PRESSURE PUMPS

Double acting air operated medium pressure high volume pumps for dispensing lubricants in medium size installations. Pumps include height adjustable 2" BSP (M) bung adaptor for drum and tank bung mounting. Built in port for optional pressure relief valve (PN 609 007).



FLUIDS HANDLED

- Synthetic and mineral based lubricants.
- Gear oil.
- Hydraulic oil.
- Transmission fluid.

MARKETS SERVED

- Vehicle maintenance centres and auto dealers.
- Fleet service.
- Fast lube centres.
- Lube trucks.
- Mining and construction.
- In-plant.

MODELS

PART No.	APPLICATION	PUMP TUBE HEIGHT	TOTAL HEIGHT	WEIGHT
340 120	Universal stub pump	200 mm	585 mm	5.7 kg
341 120	205 l (55 gal) drum bung mounted	910 mm	1,295 mm	7.7 kg

TECHNICAL DATA

Pump pressure ratio	3:1
Air pressure operating range	1.5 - 10 bar (20 to 140 psi)
Air consumption ⁽¹⁾	285 NL/min (10 cfm)
Maximum fluid outlet pressure	30 bar (420 psi)
Air motor diameter	88 mm (3.5")
Air motor effective diameter	60 mm (2.4")
Air motor stroke	100 mm (4")
Delivery at 85 cycles/min.	10 l/min (2.7 US gal/min)
Maximum free flow delivery ⁽²⁾	42 l/min (11.1 US gal/min)
Air inlet	3/8" BSP (F)
Fluid inlet (short pump only)	1" BSP (F)
Fluid outlet	3/4" NPSM (F)
Wetted and seal materials	Aluminium / Steel / Polyurethane / NBR / PTFE
Noise level ⁽³⁾	93 dB

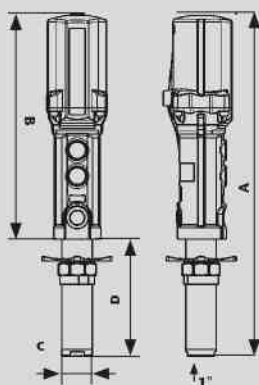
(1) Air consumption with 6 bar air inlet pressure and 10 l/min delivery.

(2) Maximum free delivery at 7 bar.

(3) Maximum noise level measured at 1 m from the pump, 7 bar air pressure and free delivery.

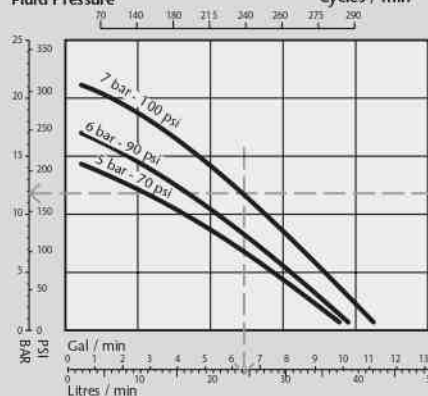
DIMENSIONS (mm)

MODEL	340 120	341 120
A	585	1,295
B	385	385
C	52	52
D	200	910




SAE 30 - 20 °C (68 °F) CAPACITY

Fluid Pressure Cycles / min



AIR CONSUMPTION



PUMPMaster 4 - 5:1 RATIO OIL PUMPS



STANDARD DUTY MEDIUM PRESSURE PUMPS

347 120

Double action air operated medium pressure pumps for dispensing lubricants in medium to large size installations, that include multiple outlets with simultaneous operation. Pumps include height adjustable 2" BSP (M) bung adaptor for drum and tank bung mounting. Built in port for optional pressure relief valve (PN 609 007).

FLUIDS HANDLED

- Synthetic and mineral based lubricants.
- Gear oil.
- Hydraulic oil.
- Transmission fluid.

MARKETS SERVED

- Auto and truck dealers.
- Fleet service facilities.
- Mining and construction.
- Lube trucks.
- Marine.
- Railroad and mass transit.
- In-plant.

MODELS

PART No.	APPLICATION	PUMP TUBE HEIGHT	TOTAL HEIGHT	WEIGHT
347 120	Universal stub pump	278 mm	663 mm	5.6 kg
348 120	205 l (55 gal) drum bung mounted	915 mm	1,300 mm	7.4 kg

TECHNICAL DATA

Pump pressure ratio	5:1
Air pressure operating range	1.5 - 10 bar (20 to 140 psi)
Air consumption ⁽¹⁾	400 NL/min (14 cfm)
Maximum fluid outlet pressure	50 bar (700 psi)
Air motor diameter	88 mm (3.5")
Air motor effective diameter	60 mm (2.4")
Air motor stroke	100 mm (4")
Delivery at 125 cycles/min.	10 l/min (2.7 Gal/min)
Maximum free flow delivery ⁽²⁾	25 l/min (6.6 Gal/min)
Air inlet	3/8" NPSM
Fluid inlet (short pump only)	1" BSP (F)
Fluid outlet	3/4" NPSM (F)
Wetted and seal materials	Aluminium / Steel / Polyurethane / NBR / PTFE
Noise level ⁽³⁾	95 dB

(1) Air consumption with 6 bar air inlet pressure and 10 l/min delivery.

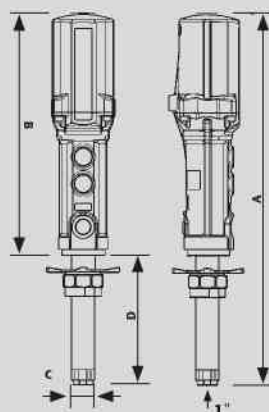
(2) Maximum free delivery at 7 bar.

(3) Maximum noise level measured at 1 m from the pump, 7 bar air pressure and free delivery.

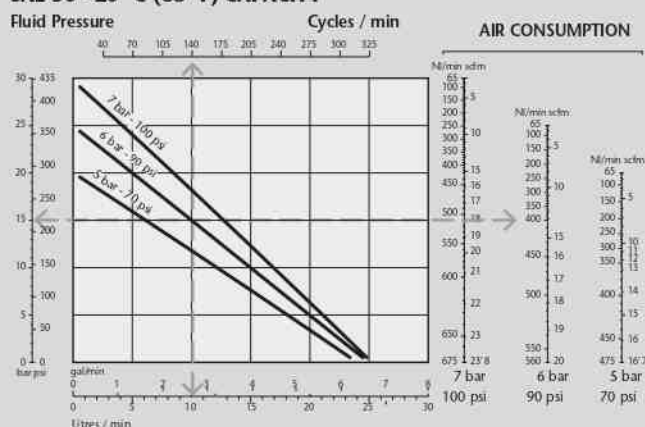


DIMENSIONS (mm)

MODEL	347 120	348 120
A	663	1,300
B	385	385
C	42	42
D	278	915



SAE 30 - 20 °C (68 °F) CAPACITY



PUMPMaster 4 - 3:1 AND 5:1 OIL PUMPS INSTALLATION KITS AND ACCESSORIES

Installing an oil pump in a distribution system requires more than a bare pump. SAMOA offers a range of installation kits that include all the accessories needed to efficiently dispense or transfer lubricants. Kits can be used with 205 litre oil drums, 1,000 litre IBCs and tanks and they provide an easy solution to common applications.



	TANK MOUNTED PUMP KIT		WALL MOUNTED PUMP KIT		205 l DRUM MOUNTED PUMP KIT	
PUMP RATIO	PM4 - 3:1	PM4 - 5:1	PM4 - 3:1	PM4 - 5:1	PM4 - 3:1	PM4 - 5:1
KIT PART NUMBER	379 403	379 503	379 400	379 500	379 404	379 504
PUMP	340 120	347 120	340 120	347 120	341 120	348 120
SUCTION KIT	368 105 1,400 mm suction tube	368 105 1,400 mm suction tube	367 105	367 105	-	-
HOSE CONNECTION KIT	362 911	362 911	362 911	362 911	362 911	362 911

PUMP KIT ACCESSORIES

239 004: 1/2" BSP (MM) connection adaptor

241 201: Air pressure regulator, 0-12 bar, 3/8" BSP (F) - 1/2" BSP (F)

241 501: Air filter and pressure regulator, 0-12 bar, 3/8" BSP (F) - 1/2" BSP (F)

609 007: Pressure relief valve, 1/4" BSP (M) - 60 bar approx. opening pressure. When mounted to the pump body, prevents damage in the system caused by over pressure produced by thermal expansion (1 °C increase in temperature can cause up to 10 bar increase in the system pressure).

950 303: 3/4" BSP (FF) ball valve.

PUMPMaster 4 PUMP ACCESSORIES

360 102



360 102 Wall bracket
360 120 Floor bracket

360 120



367 000



SUCTION ASSEMBLIES AND SUCTION HOSES

Suction assemblies for wall mounted stub pumps. Assemblies include Ø 42 suction tube with foot valve, height adjustable 2" bung adaptor and 2 m x 3/4" rubber connection hose.

367 000 Suction assembly for 1,000 litre IBC and 205 litre drums

1,060 mm suction tube.

367 003 Suction assembly for tanks

1,600 mm suction tube.

362 400 1 m x 1" connection hose.

For connecting a PM4 pump to tank 1" BSP (M) connection on both sides, with a 90° connection on one side.

945 670 1" BSP (M) x 3/4" BSP (M) connection adaptor

Required for connecting the suction assemblies to a PM4 pump.

362 911



609 007



HOSE CONNECTION KIT

362 911 PumpMaster 4 pump connection kit

Includes 1 m x 3/8" air hose 247 710 with 1/2" and 3/8" BSP (M) fittings, 1.5 m x 3/4" oil hose with 3/4" BSP (MM) fittings 362301, one automatic quick air coupling 3/8" BSP (F) 253 138 and one quick air connector 3/8" BSP (M) 259 038.

PRESSURE RELIEF VALVE

For protection against system pressure increase due to oil thermal expansion (1 °C increase in temperature can cause 10 bar increase in system pressure). 60 bar (870 psi) valve opening pressure. Possibility to connect either a Ø 1/4" hose with a clamp or a hose with 1/8" BSP (F) fitting as return line to the tank. SAMOA pumps include a 1/4" plug that can be removed and replaced with a pressure relief valve.

609 007 Pressure relief valve

Opens at approximately 60 bar.. Possibility to connect either a 1/4" hose with a clamp or a hose with 1/8" BSP (F) fitting as oil return live.

360 002



BUNG ADAPTOR 2" (M) CONNECTION FOR DRUM AND TANKS BUNG OPENINGS

360 001 Bung adaptor for PM4 - 3:1 pump
Pump tube outside diameter: 52 mm.

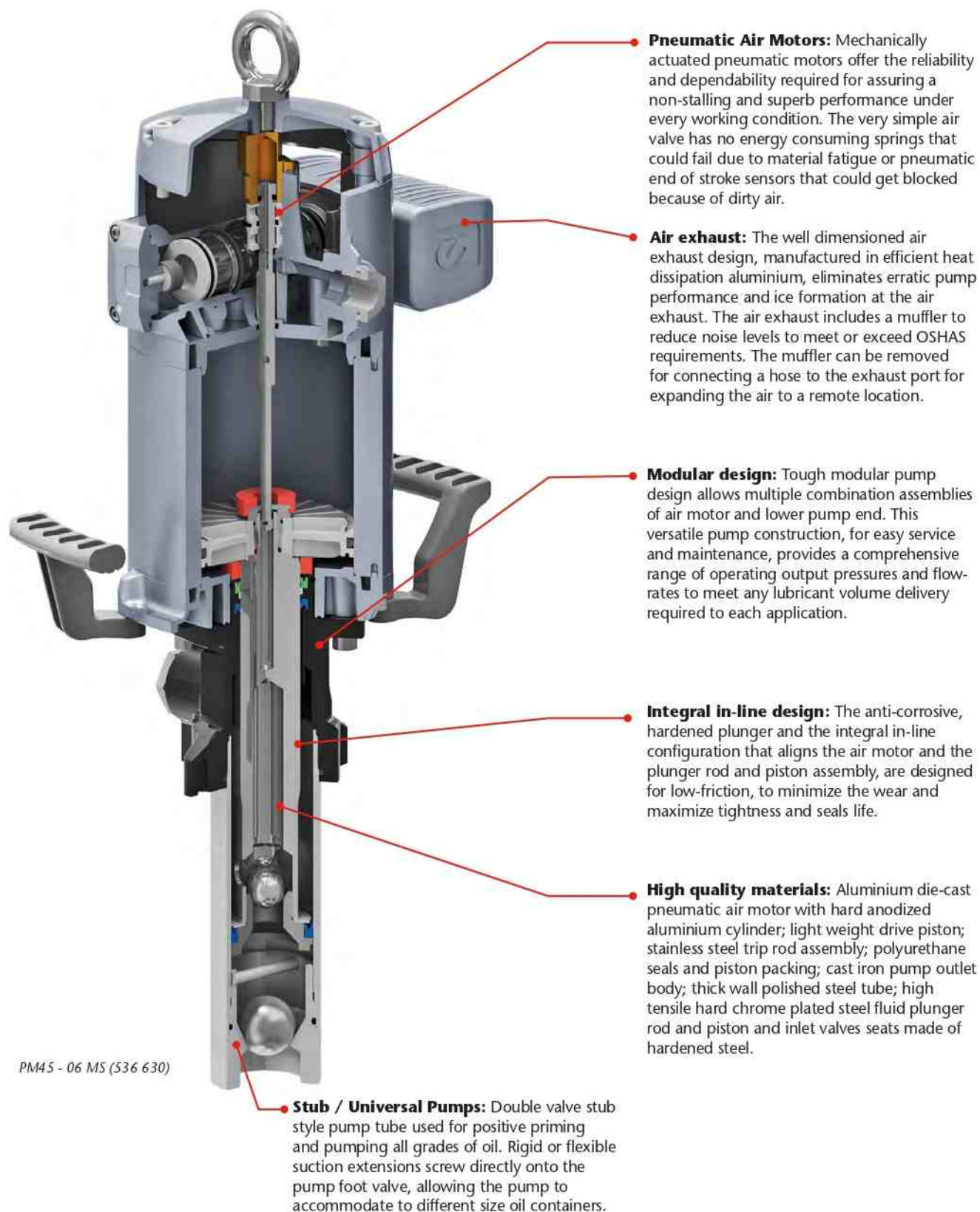
360 002 Bung adaptor for PM4 - 5:1 pumps
Pump tube outside diameter: 42 mm.

HEAVY-DUTY PISTON PUMPS: THE HEART OF A LUBRICATION SYSTEM



SAMOA Heavy-Duty pumps are designed to deliver through long distribution lines even with multiple outlets with simultaneous operation all kind of synthetic and petroleum based lubricants at continuous-duty and high flow rates under extreme and intensive working conditions.

These double acting, high efficiency, air powered, positive displacement piston, pumps provide the necessary confidence to offer a solution for fast moving large volumes of oil in very large distance applications.



PUMPMASTER 35 - 5:1 RATIO OIL PUMPS

535 530

HEAVY-DUTY MEDIUM PRESSURE PUMP

Double acting air operated medium pressure and reliable delivery pump for oil distribution applications. Built in port for optional (PN 609 007) pressure relief valve. Bung adaptor.



FLUIDS HANDLED

- Synthetic and mineral based oil.
- Hydraulic oil.
- Gear lube.
- Transmission fluid.

MARKETS SERVED

- Auto and truck dealers.
- Fleet service facilities.
- Mining and construction.
- Lube trucks.
- Railroad and mass transit maintenance.
- Marine.
- In-plant.

MODELS

PART No.	APPLICATION	PUMP TUBE HEIGHT	TOTAL HEIGHT	WEIGHT
535 530	Universal stub pump with bung adaptor	200 mm	469 mm	5.6 kg
535 580	Universal stub pump	200 mm	469 mm	5.3 kg
535 510	205 l (55 gal) drum bung mounted	925 mm	1,194 mm	8 kg

TECHNICAL DATA

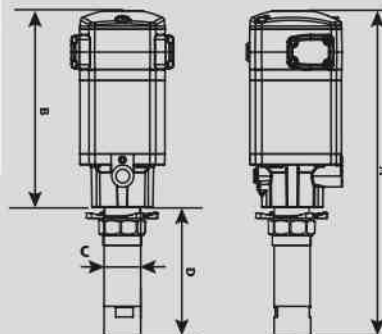
Pump pressure ratio	5:1
Air pressure operating range	2 to 12 bar (30 to 175 psi)
Air consumption (1)	350 NI/min (12.4 scfm)
Maximum fluid outlet pressure	60 bar (875 psi)
Air motor effective diameter	80 mm (3.15")
Air motor stroke	80 mm (3.15")
Delivery at 80 cpm	12 l/min (3.2 gal/min)
Maximum free flow delivery	30 l/min (8 gal/min)
Air inlet	3/8" BSP (F)
Fluid inlet	1 1/2" BSP (F)
Fluid outlet	1/2" BSP (F)
Wetted and seal materials	Hard chromed steel / Steel / Polyurethane / NBR / Aluminium
Noise level (2)	80 dB

(1) Maximum air consumption with 5 bar (72 psi) air inlet pressure and 80 cpm.

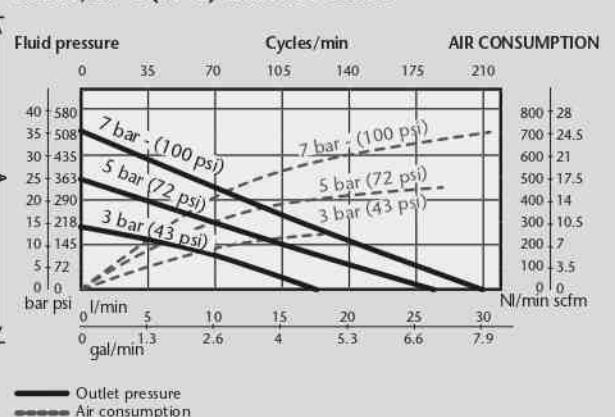
(2) Maximum noise level measured at 1 m (3') from the pump, 7 bar (100 psi) air pressure and free delivery.

DIMENSIONS mm

MODEL	535 530	535 580	535 510
A	469	469	1,194
B	269	269	269
C	50	50	50
D	200	200	925



SAE 10, 21 °C (70 °F) CAPACITY CURVE



PUMPMaster 35 - 8:1 RATIO OIL PUMP



HEAVY-DUTY HIGH PRESSURE PUMP

535 830

Double acting air operated high pressure and reliable delivery pump for oil distribution applications. Built in port for optional (PN 609 008) pressure relief valve.

FLUIDS HANDLED

- Synthetic and mineral based oil.
- Hydraulic oil.
- Gear lube.
- Transmission fluid.
- Corrosion protection fluids.

MARKETS SERVED

- Vehicle maintenance centres.
- Fleet service.
- Mining and construction.
- Lube trucks.
- Railroad and mass transit maintenance.
- Marine.
- In-plant.

MODELS

PART No.	APPLICATION	PUMP TUBE HEIGHT	TOTAL HEIGHT	WEIGHT
535 830	Universal stub pump with bung adaptor	200 mm	487 mm	6.8 kg
535 880	Universal stub pump	200 mm	487 mm	6.4 kg
535 810	205 l (55 gal) drum bung mounted	925 mm	1,212 mm	8.3 kg

TECHNICAL DATA

Pump pressure ratio	8:1
Air pressure operating range	2 to 12 bar (30 to 175 psi)
Air consumption (1)	350 NI/min (12.4 scfm)
Maximum fluid outlet pressure	96 bar (1,400 psi)
Air motor effective diameter	80 mm (3.15")
Air motor stroke	80 mm (3.15")
Delivery at 80 cpm	7 l/min (1.9 gal/min)
Maximum free flow delivery	17 l/min (4.5 gal/min)
Air inlet	3/8" BSP (F)
Fluid inlet	1" BSP (F)
Fluid outlet	1/2" BSP (F)
Wetted and seal materials	Cast iron / Hard chromed steel / Steel / Polyurethane, NBR
Noise level (2)	80 dB

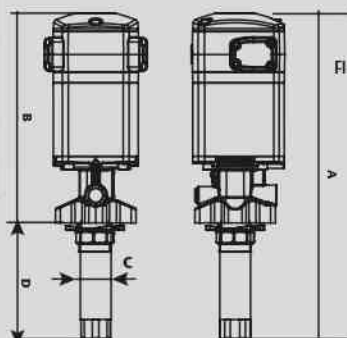
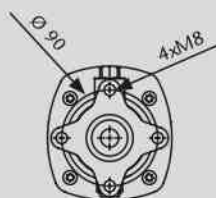
(1) Maximum air consumption with 5 psi (72 bar) air inlet pressure and 80 cpm.

(2) Maximum noise level measured at 3' (1 m) from the pump, 100 psi (7 bar) air pressure and free delivery.

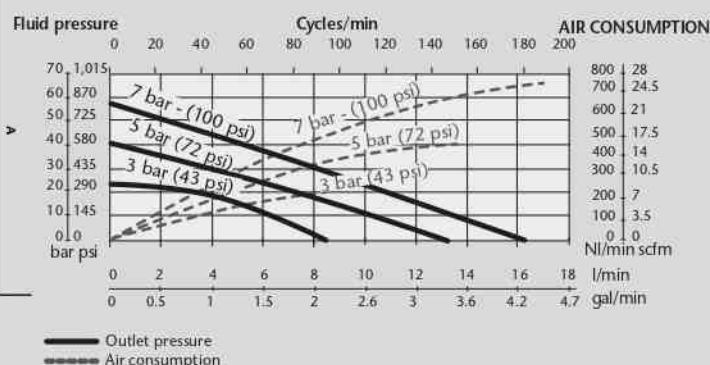


DIMENSIONS mm

MODEL	535 830	535 880	535 810
A	487	487	1,212
B	287	287	287
C	42	42	42
D	200	200	925



SAE 10, 21 °C (70 °F) CAPACITY CURVE



PUMPMaster 35 - 5:1 AND 8:1 OIL PUMPS INSTALLATION KITS AND ACCESSORIES

Installing an oil pump in a distribution system requires more than a bare pump. SAMOA offers a range of installation kits that include all the accessories needed to efficiently dispense or transfer lubricants. Kits can be used with 205 litre oil drums, 1,000 litre IBCs and tanks and they provide an easy solution to common applications.



	TANK MOUNTED PUMP KIT		WALL MOUNTED PUMP KIT		205 l DRUM MOUNTED PUMP KIT	
PUMP RATIO	PM35 - 5:1	PM35 - 8:1	PM35 - 5:1	PM35 - 8:1	PM35 - 5:1	PM35 - 8:1
KIT PART NUMBER	539 531	539 831	539 530	539 830	539 510	539 810
PUMP	535 530	535 830	535 530	535 830	535 510	535 810
SUCTION KIT	368 112	368 105	367 106	367 107	-	-
HOSE CONNECTION KIT	539 500	539 500	539 500	539 500	539 500	539 500

PUMP KIT ACCESSORIES

239 004: 1/2" BSP (MM) connection adaptor

241 201: Air pressure regulator, 0-12 bar, 3/8" BSP (F) - 1/2" BSP (F)

241 501: Air filter and pressure regulator, 0-12 bar, 3/8" BSP (F) - 1/2" BSP (F)

609 007: Pressure relief valve, 1/4" BSP (M) - 60 bar approx. opening pressure. When mounted to the pump body, prevents damage in the system caused by over pressure produced by thermal expansion (1 °C increase in temperature can cause up to 10 bar increase in the system pressure).

609 008: Pressure relief valve, same as 609 007 but for 100 bar.

950 303: 3/4" BSP (FF) ball valve.

PUMPMaster 35 PUMP ACCESSORIES

360 139



360 139 Wall bracket for bung adaptor (2" F)

360 140 Wall bracket for screws (4 x M8)

367 006



SUCTION ASSEMBLIES AND SUCTION HOSES

Suction assemblies for wall mounted stub pumps. Assemblies include Ø 42 suction tube with foot valve, height adjustable 2" bung adaptor and 1 m x 1" rubber connection hose.

367 006 Suction assembly for 1,000 litre IBC and 205 litre drums

1,060 mm suction tube.

362 400, 1 m x 1" connection hose.

For connecting a PM35 pump to tank 1" BSP (M) connection on one side, with a 1" BSP (M) - 90° connection on the other side.

945 555, 1" BSP (MM) connection adaptor

Required for connecting the suction assemblies to a PM35 - 8:1 pump.

945 681, 1" BSP (M) - 1 1/2" BSP (M) connection adaptor

Required for connecting the suction assemblies to a PM35 - 5:1 pump.

539 500



HOSE CONNECTION KIT

539 500 PM35 pump connection kit

Includes 1 m x 3/8" air hose (247 710) with elbow (239 350), quick air coupling (253 138), air nipple (259 038) and 1.5 m x 1/2" oil hose (362 101) with swivel elbow (945 736).

609 007



PRESSURE RELIEF VALVE

For protection against system pressure increase due to oil thermal expansion (1 °C increase in temperature can cause 10 bar increase in system pressure). Possibility to connect either a Ø 1/4" hose with a clamp or a hose with 1/8" BSP (F) fitting as return line to the tank. SAMOA pumps include a 1/4" plug that can be removed and replaced with a pressure relief valve.

609 007 PM35 - 5:1 Pressure relief valve opens at approx. 60 bar. Possibility to connect either a 1/4" hose with a clamp or a hose with 1/8" BSP (F) fitting as oil return live.

609 008 PM35 - 8:1 Pressure relief valve Same as 609 007 but for 100 bar.

360 002



BUNG ADAPTOR 2" (M) CONNECTION FOR DRUM AND TANKS BUNG OPENINGS

609 104 Bung adaptor for PM35 - 5:1 pump Pump tube outside diameter: 50 mm.

360 002 Bung adaptor for PM35 - 8:1 pumps Pump tube outside diameter: 42 mm.

PUMPMaster 45 - 3:1 RATIO OIL PUMP



HEAVY-DUTY VOLUME TRANSFER PUMP

536 330

Double acting air operated medium pressure and high delivery pump for large volume transfer applications. Built in port for optional pressure relief valve (PN 609 007). Flange mounted pump.

FLUIDS HANDLED

- Synthetic and mineral based lubricants.
- Hydraulic oil.
- Gear oil.
- Transmission fluid.

MARKETS SERVED

- Construction equipment maintenance.
- Mining equipment.
- Large fleets.
- Railroad and mass transit maintenance.
- Marine.
- In plant oil distribution and transfer.

MODELS

PART No.	APPLICATION	PUMP TUBE HEIGHT	TOTAL HEIGHT	WEIGHT
536 330	Universal stub pump	200 mm	702 mm	17 kg

TECHNICAL DATA

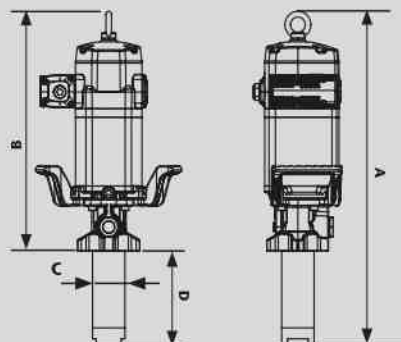
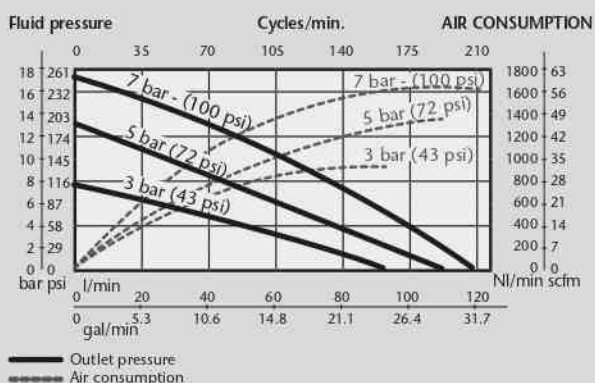
Pump pressure ratio	3:1
Air pressure operating range	1.5 to 12 bar (20 to 170 psi)
Air consumption ⁽¹⁾	800 NI/min (28 cfm)
Maximum fluid outlet pressure	36 bar (510 psi)
Air motor effective diameter	115 mm (4 1/2")
Air motor stroke	100 mm (4")
Delivery at 80 cycles/min.	45 l/min (11.88 gal/min)
Maximum free flow delivery	120 l/min (31.70 gal/min)
Air inlet	1/2" BSP (F)
Fluid inlet	1 1/2" BSP (F)
Fluid outlet	3/4" BSP (F)
Wetted and seal materials	Cast iron / Nickel / Aluminium / Steel / Polyurethane / NBR
Noise level ⁽²⁾	80 dB

(1) Maximum air consumption with 5 bar air inlet pressure and 80 cycles/min.

(2) Maximum noise level measured at 1 m from the pump, 7 bar air pressure and free delivery.

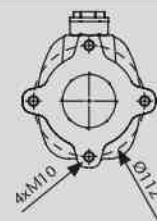


SAE 10, 21 °C (70 °F) CAPACITY



DIMENSIONS (mm)

MODEL	536 330
A	702
B	502
C	90
D	200



Product specifications are subject to change without prior notice

PUMPMaster 45 - 6:1 RATIO OIL PUMPS

536 630

HEAVY-DUTY HIGH FLOW PUMP

Double acting air operated medium pressure for large systems with simultaneous operation outlets that require a high delivery pump. Built in port for optional pressure relief valve (PN 609 007). Flange mounted pump.



PRODUCTS HANDLED

- Synthetic and mineral based lubricants.
- Hydraulic oil.
- Gear oil.
- Transmission fluid.

MARKETS

- Large auto and truck dealers.
- Construction equipment maintenance.
- Mining equipment maintenance.
- Large fleets.
- Railroad and mass transit maintenance.
- Marine.
- In plant oil distribution.

MODELS

PART No.	APPLICATION	PUMP TUBE HEIGHT	TOTAL HEIGHT	WEIGHT
536 630	Universal stub pump	200 mm	702 mm	17 kg

TECHNICAL DATA

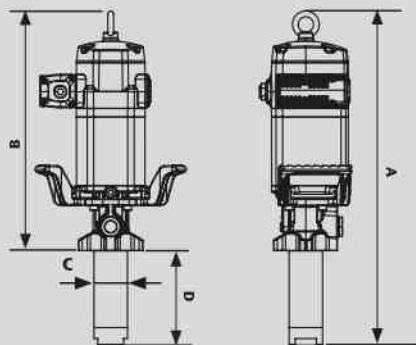
Pump pressure ratio	6:1
Air pressure operating range	1.5 to 12 bar (20 to 170 psi)
Air consumption ⁽¹⁾	830 NI/min (29 cfm)
Maximum fluid outlet pressure	72 bar (1,020 psi)
Air motor effective diameter	115 mm (4 1/2")
Air motor stroke	100 mm (4")
Delivery at 80 cycles/min.	25 l/min (6.60 gal/min)
Maximum free flow delivery	95 l/min (25.09 gal/min)
Air inlet	1/2" BSP (F)
Fluid inlet	1 1/2" BSP (F)
Fluid outlet	3/4" BSP (F)
Wetted and seal materials	Cast iron / Hard chromed steel / Steel / Polyurethane / NBR
Noise level ⁽²⁾	80 dB

(1) Maximum air consumption with 5 bar air inlet pressure and 80 cycles/min.

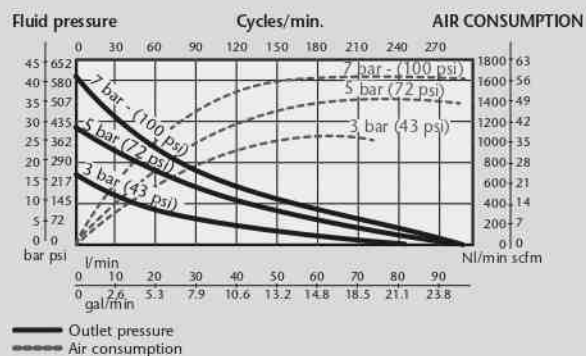
(2) Maximum noise level measured at 1 m from the pump, 7 bar air pressure and free delivery.

DIMENSIONS (mm)

MODEL	536 630
A	702
B	502
C	70
D	200



SAE 10, 21 °C (70 °F) CAPACITY



PUMPMaster 45 - 10:1 RATIO OIL PUMPS



HEAVY-DUTY HIGH FLOW PUMPS

536 010

Double acting air operated moderate pressure pump for very large oil systems or when a low air pressure or cold temperatures would limit pump performance. Built in port for optional pressure relief valve (PN 609 007). Flange mounted pumps. Pump 536 010 can also use bung adaptor (PN 360 006) for bung mounting.

PRODUCTS HANDLED

- Synthetic and mineral based lubricants.
- Hydraulic oil.
- Gear oil.
- Transmission fluid.

MARKETS

- Large auto and truck dealers.
- Construction equipment maintenance.
- Mining equipment maintenance.
- Railroad and mass transit maintenance.
- Large fleets.
- Lube trucks.
- Marine.
- In plant oil distribution.



MODELS

PART No.	APPLICATION	PUMP TUBE HEIGHT	TOTAL HEIGHT	WEIGHT
536 030	Universal stub pump	200 mm	702 mm	16.5 kg
536 010	205 l (55 gal) drum bung mounted	855 mm	1,357 mm	17 kg

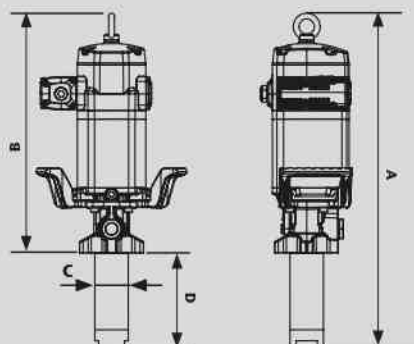
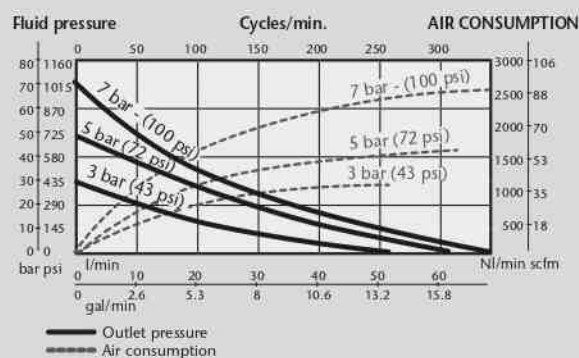
TECHNICAL DATA

Pump pressure ratio	10:1
Air pressure operating range	1.5 to 12 bar (20 to 170 psi)
Air consumption ⁽¹⁾	850 NI/min (30 cfm)
Maximum fluid outlet pressure	120 bar (1,700 psi)
Air motor effective diameter	115 mm (4 1/2")
Air motor stroke	100 mm (4")
Delivery at 80 cycles/min.	15 l/min (4 gal/min)
Maximum free flow delivery	65 l/min (17.17 gal/min)
Air inlet	1/2" BSP (F)
Fluid inlet	1 1/2" BSP (F)
Fluid outlet	3/4" BSP (F)
Wetted and seal materials	Cast iron / Hard chromed steel / Steel / Polyurethane / NBR
Noise level ⁽²⁾	80 dB

(1) Maximum air consumption with 5 bar air inlet pressure and 80 cycles/min.

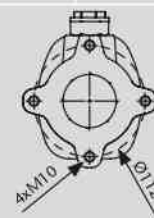
(2) Maximum noise level measured at 1 m from the pump, 7 bar air pressure and free delivery.

SAE 10, 21 °C (70 °F) CAPACITY



DIMENSIONS (mm)

MODEL	536 030	536 010
A	702	1,357
B	502	502
C	54	54
D	200	855



PUMPMaster 60 - 6:1 RATIO OIL PUMP

537 630

HEAVY-DUTY HIGH DELIVERY PUMP

Double acting air operated medium pressure and high delivery pump, for large installations with simultaneous operation outlets and applications that require large, constant delivery rates. Built in port for optional pressure relief valve (PN 609 007). Flange mounted pump.



PRODUCTS HANDLED

- Synthetic and mineral based lubricants.
- Hydraulic oil.
- Gear oil.
- Transmission fluid.

MARKETS

- Very large auto and truck dealers.
- Construction equipment maintenance.
- Mining equipment maintenance.
- Large fleets.
- Railroad and mass transit maintenance.
- Marine.
- In plant oil distribution.

MODELS

PART No.	APPLICATION	PUMP TUBE HEIGHT	TOTAL HEIGHT	WEIGHT
537 630	Universal stub pump	200 mm	716 mm	19 kg

TECHNICAL DATA

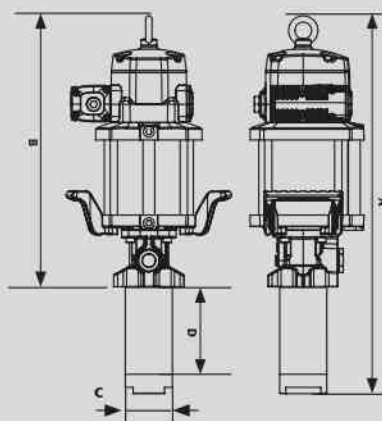
Pump pressure ratio	6:1
Air pressure operating range	1.5 to 12 bar (20 to 170 psi)
Air consumption ⁽¹⁾	1,100 NI (39 cfm)
Maximum fluid outlet pressure	72 bar (1,020 psi)
Air motor effective diameter	150 mm (6")
Air motor stroke	100 mm (4")
Delivery at 60 cycles/min.	35 l/min (9.25 gal/min)
Maximum free flow delivery	100 l/min (26.42 gal/min)
Air inlet	1/2" BSP (F)
Fluid inlet	1 1/2" BSP (F)
Fluid outlet	3/4" BSP (F)
Wetted and seal materials	Cast iron / Aluminium / Nickel / Steel / Polyurethane / NBR
Noise level ⁽²⁾	80 dB

(1) Maximum air consumption with 5 bar air inlet pressure and 60 cycles/min.

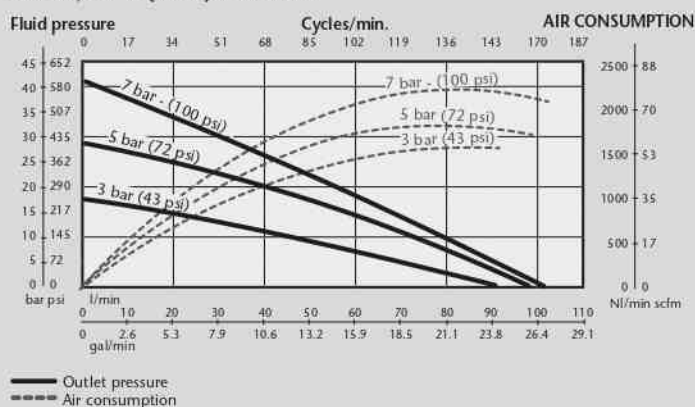
(2) Maximum noise level measured at 1 m from the pump, 7 bar air pressure and free delivery.

DIMENSIONS (mm)

MODEL	537 630
A	716
B	516
C	90
D	200



SAE 10, 21 °C (70 °F) CAPACITY



PUMPMASTER 60 - 12:1 RATIO OIL PUMP



HEAVY-DUTY HIGH PERFORMANCE PUMP

537 130

Double acting air operated moderate pressure and high delivery for very large installation with simultaneous operation outlets or when low air pressure would limit pump performances. Built in port for optional pressure relief valve (PN 609 007). Flange mounted pump.

PRODUCTS HANDLED

- Synthetic and mineral based lubricants.
- Hydraulic oil.
- Gear oil.
- Transmission fluid.

MARKETS

- Very large auto and truck dealers.
- Construction equipment maintenance.
- Mining equipment maintenance.
- Large fleets.
- Railroad and mass transit maintenance.
- Marine.
- In plant oil distribution.

MODELS

PART No.	APPLICATION	PUMP TUBE HEIGHT	TOTAL HEIGHT	WEIGHT
537 130	Universal stub pump	200 mm	716 mm	19 kg

TECHNICAL DATA

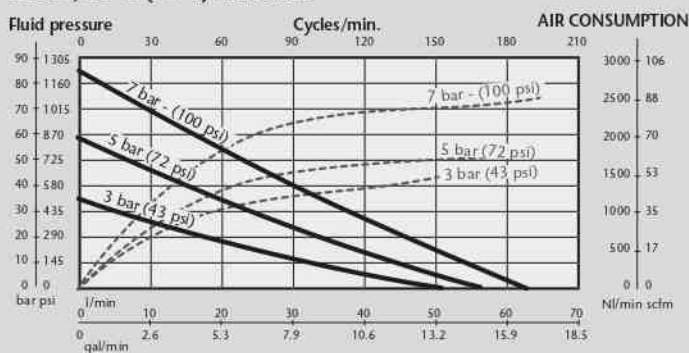
Pump pressure ratio	12:1
Air pressure operating range	1.5 to 12 bar (20 to 170 psi)
Air consumption ⁽¹⁾	1,150 NI (41 cfm)
Maximum fluid outlet pressure	144 bar (2,040 psi)
Air motor effective diameter	150 mm (6")
Air motor stroke	100 mm (4")
Delivery at 60 cycles/min.	20 l/min (5.30 gal/min)
Maximum free flow delivery	65 l/min (17 gal/min)
Air inlet	1/2" BSP (F)
Fluid inlet	1 1/2" BSP (F)
Fluid outlet	3/4" BSP (F)
Wetted and seal materials	Cast iron / Hard chromed steel / Steel / Polyurethane / NBR
Noise level ⁽²⁾	80 dB

(1) Maximum air consumption with 5 bar air inlet pressure and 60 cycles/min.

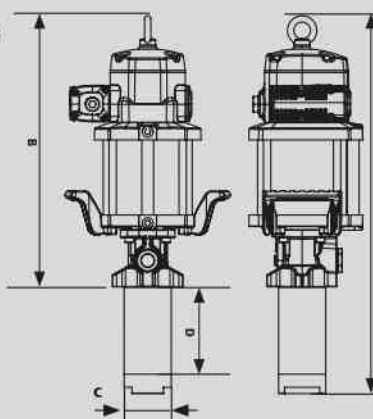
(2) Maximum noise level measured at 1 m from the pump, 7 bar pressure and free delivery.



SAE 10, 21 °C (70 °F) CAPACITY



— Outlet pressure
--- Air consumption



DIMENSIONS (mm)

MODEL	537 130
A	716
B	516
C	70
D	200

Product specifications are subject to change without prior notice

PUMPMASTER 45 & 60 OIL PUMP INSTALLATION KITS

539 010 - 539 031

PUMPMASTER 45 - 10:1 OIL PUMP INSTALLATION KITS



539 010 PUMPMASTER 45 - 10:1 oil pump installation kits for 205 l drums

Kit includes:

536 010: PM45 - 10:1.

539 009: PM45 Connection kit.

360 006: 2" Bung adaptor Ø 54 mm.

For PM45 - 10:1 pump installation we recommend using pressure relief valve 609 008, filter regulator 241 501, adaptor 239 004 and shut of valve 950 328.

539 031 PUMPMASTER 45 - 10:1 oil pump installation kits for tanks

Kits includes:

536 030: PM45 - 10:1.

536 112: Suction tube Ø 50 mm

539 009: PM45 Connection kit.

360 006: 2" Bung adaptor Ø 54 mm.

For PM45 - 10:1 pump installation we recommend using pressure relief valve 609 008, filter regulator 241 501, adaptor 239 004 and shut of valve 950 328.

539 130

PUMPMASTER 45 AND 60 OIL PUMP INSTALLATION KITS

PUMPMASTER 45 & 60 pump kits for wall mounting with totes or tanks



KIT PART No.	PUMP
539 130	PM60 - 12:1 (537 130)
539 630	PM60 - 6:1 (537 630)
539 030	PM45 - 10:1 (536 030)
539 631	PM45 - 6:1 (536 630)
539 330	PM45 - 3:1 (536 330)

Kit includes (in addition to chosen pump):

360 132: PM45 & 60 wall bracket.

362 402: 1 1/2" BSP (FM) suction hose 90°, 1,800 mm + adaptors.

539 009: PM45 & 60 connection kit.

For PM45 - 10:1 pump installation we recommend using pressure relief valve 609 008, filter regulator 241 501, adaptor 239 004 and shut of valve 950 328.

For lower suction installation in tanks we recommend using shut of valve 950 312.

PUMPMaster 45 & 60 OIL PUMP INSTALLATION KITS



PUMPMaster 45 - 10:1 OIL PUMP INSTALLATION KITS, FLOOR MOUNTED

539 633

PUMPMaster 45 & 60 oil pump installation kits, floor mounted with totes or tanks

KIT PART No.	PUMP
539 131	PM60 - 12:1 (537 130)
539 632	PM60 - 6:1 (537 630)
539 032	PM45 - 10:1 (536 030)
539 633	PM45 - 6:1 (536 630)
539 331	PM45 - 3:1 (536 330)

Kit includes (in addition to chosen pump):

360 121: PM45 & 60 floor bracket.

362 402: 1 1/2" BSP (FM) suction hose 90°, de 1,800 mm + adaptors.

539 009: PM45 & 60 connection kit.

For PM45 - 10:1 pump installation we recommend using pressure relief valve 609 008, filter regulator 241 501, adaptor 239 004 and shut of valve 950 328.

For lower suction installation in tank we recommend using shut of valve 950 312.



PUMPMaster 45 - 10:1 OIL PUMP INSTALLATION KITS, WALL MOUNTED

539 332

PUMPMaster 45 & 60 oil pump installation kits, wall mounted with totes or drums

KIT PART No.	PUMP
539 033	PM45 - 10:1 (536 030)
539 634	PM45 - 6:1 (536 630)
539 332	PM45 - 3:1 (536 330)

Kit includes (in addition to chosen pump):

360 132: PM45 & 60 wall bracket.

945 724: 1 1/2" BSP (MM) Adaptor.

362 402: 1 1/2" BSP (FM) suction hose 90°, 1,800 mm + adaptors.

539 009: PM45 & 60 connection kit.

945 737: Elbow 90° 1 1/2" BSP (FF)

736 771: 1,250 mm x 1-1/2" BSP (MF) suction tube

609 104: 2" tube adaptor.

736 772: Bottom valve.

For PM45 - 10:1 pump installation we recommend using pressure relief valve 609 008, filter regulator 241 501, adaptor 239 004 and shut of valve 950 328.



PUMPMaster 45 AND 60 ACCESSORIES

539 009



HOSE CONNECTION KIT

539 009 Hose Connection kit for PM45 and PM60 oil pumps

Includes 1 m x 1/2" air hose (PN 248 018) with swivel elbow (PN 239 352), quick air coupler (PN 251 412), air nipple (PN 255 312), and 2 m x 3/4" oil hose (PN 362 302) with swivel elbow (PN 945 738).

360 121 - 360 132



PUMP BRACKETS

360 132 Wall bracket. For PM45 and PM60 universal stub pumps.

360 121 Floor bracket. For PM45 and PM60 universal stub pumps.

360 006



BUNG ADAPTOR

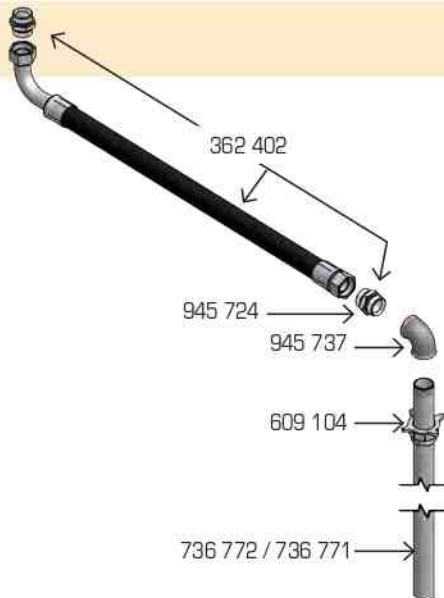
For use with PM45 10:1 pressure ratio pumps only

PM45 10:1 pumps are the only pumps with a 2" pump tube and therefore the only pumps that fit through 2" bung openings on drums and tanks. All other PM45 and PM60 pumps must be wall or floor mounted using an adequate bracket and suction accessories.

360 006 Bung adaptor

For PM45 10:1 pumps only.

SUCTION ACCESSORIES



367 016 Suction assembly for 205 l drums and IBCs. For use with PM45 10:1 wall mounted universal stub pumps only.

It includes a 42 mm x 2 m suction tube with foot valve and 2 m x 3/4" hose.

362 402 Suction hose 1.800 mm x 1-1/2" rubber connection hose.

1-1/2" BSP (M) connection elbow on one side and 1-1/2" (M) straight connection on the other.

945 724 Connection adaptor, 1-1/2" BSP (MM).

945 737 Elbow, 1-1/2" BSP (FF).

609 104 Bung adaptor

Adaptor for fixing tube 736 771 to a 2" bung opening.

736 772 Suction tube

1,000 x 1-1/2", 1-1/2" BSP (MF) connection threads.

736 771 Suction tube

1,250 x 1-1/2", 1-1/2" BSP (MF) connection threads.

609 007



PRESSURE RELEASE VALVES

Prevent damage caused by overpressure due to oil thermal expansion. For protection against system pressure increase due to oil thermal expansion (1 °C increase in temperature can cause 10 bar increase in system pressure). Possibility to connect either a Ø 1/4" hose with a clamp or a hose with 1/8" BSP (F) fitting as return line to the tank. SAMOA pumps include a 1/4" plug that can be removed and replaced with a pressure relief valve.

609 007 Pressure release valve. Opening pressure approximate 60 bar.

609 008 Pressure release valve. Opening pressure approximate 100 bar.

OIL PUMP ACCESSORIES



PUMP BRACKETS

PM2 AND PM4 PUMP BRACKETS

360 102 Wall bracket

360 120 Floor bracket

360 106 Bracket for fixing a pump and a hose reel on top of a 1,000 l IBC

Requires pump bracket 360 102 (not included).

360 107 Bracket for fixing a pump and a hose reel laterally on a 1,000 l IBC

Requires pump bracket 360 102 (not included).

360 108 Bracket for fixing a pump laterally on a 1,000 l IBC

Requires pump bracket 360 102 (not included).

PM35 PUMP BRACKETS

360 139 Wall bracket

PM45 AND PM60 PUMP BRACKETS

360 132 Wall bracket

360 121 Floor bracket



AIR ACCESSORIES

	1/4" CONNECTION THREADS 1/4" BSP (FF)	1/2" CONNECTION THREADS 1/2" BSP (FF) with one 1/2" BSP (M) - 3/8" BSP (F) adaptor	3/4" CONNECTION THREADS 3/4" BSP (FF)
AIR PRESSURE REGULATOR 0 - 12 BAR	240 200	241 201	242 202
COMBINED AIR FILTER AND PRESSURE REGULATOR	240 500	241 501	242 302 (Filter only)
AIR LUBRICATOR	240 400	241 401	242 402



CONNECTION ADAPTERS

945 590, 1/4" BSP (MM).

945 592, 3/8" BSP (MM).

945 558, 1/2" BSP (MM).

945 551, 3/4" BSP (MM).

945 555, 1" BSP (MM).

945 724, 1 1/2" BSP (MM).

945 681, 1 1/2" BSP (M) - 1" BSP (M).

945 552 1" BSP (M) - 3/4" BSP (M).

945 554, 3/4" BSP (M) - 1/2" BSP (M).

945 557, 1/2" BSP (M) - 3/8" BSP (M).

945 567, 2" BSP (M) - 1 1/2" BSP (M).

945 565, 2" BSP (M) - 1" BSP (F).

945 513, 1 1/4" BSP (M) - 3/4" BSP (F).

945 670, 1" BSP (M) - 3/4" BSP (F).

369 900, 3/4" BSP (M) - 1/2" BSP (F).

945 556, 1/2" BSP (M) - 3/8" BSP (F).

369 601, 1/2" BSP (MM) 45° elbow.

945 572, 3/4" BSP (MF) 90° elbow.

945 548, 1/2" BSP (MM) 90° elbow.

945 738, 3/4" BSP (M) - 3/4" BSP (F) 90° elbow.

LOW AND MEDIUM PRESSURE VALVES

950 305, 1/4" BSP (FF), 65 bar quarter turn valve.

950 320, 3/8" BSP (FF), 65 bar quarter turn valve.

950 300, 1/2" BSP (FF), 65 bar quarter turn valve.

950 306, 1" BSP (FF), 40 bar quarter turn valve.

950 312, 1-1/2" BSP (FF), 25 bar quarter turn valve.

950 308, 2" BSP (FF), 25 bar quarter turn valve.

HIGH PRESSURE VALVES

950 304, 1/2" BSP (FF), 500 bar quarter turn valve.

950 328, 3/4" BSP (FF), 400 bar quarter turn valve.

950 329, 1" BSP (FF), 350 bar quarter turn valve.

AIR LINE SHUTOFF VALVES

950 302, Needle air valve 1/4" BSP (FF).

950 321, Air valve 1/4" BSP (FF).

950 318, Air valve 3/8" BSP (FF).

950 319, Air valve 1/2" BSP (FF).



950 306



950 304

OIL HOSES

362 104

Manufactured in NBR with a steel reinforcement braid. With two swaged nuts and male-male adaptors on both ends.

362 100, 1 m x 1/2". Working pressure: 160 bar. Connection threads: 1/2" BSP (MM).

362 101, 1.5 m x 1/2". Working pressure: 160 bar. Connection threads: 1/2" BSP (MM).

362 102, 2 m x 1/2". Working pressure: 160 bar. Connection threads: 1/2" BSP (MM).

362 103, 3 m x 1/2". Working pressure: 160 bar. Connection threads: 1/2" BSP (MM).

362 104, 4 m x 1/2". Working pressure: 160 bar. Connection threads: 1/2" BSP (MM).

362 300, 1 m x 3/4". Working pressure: 100 bar. Connection threads: 3/4" BSP (MM).

362 301, 1.5 m x 3/4". Working pressure: 100 bar. Connection threads: 3/4" BSP (MM).

362 302, 1.8 m x 3/4". Working pressure: 100 bar. Connection threads: 3/4" BSP (MM).

362 303, 3 m x 3/4". Working pressure: 100 bar. Connection threads: 3/4" BSP (MM).



OIL PUMPS MOUNTING ACCESSORIES QUICK REFERENCE CHART

PUMP	PUMPMaster 2		PUMPMaster 4		PUMPMaster 35		PUMPMaster 45			PUMPMaster 60	
RATIO	1:1	3:1	3:1	5:1	5:1	8:1	5:1	6:1	10:1	6:1	12:1
BUNG ADAPTOR	360 001	360 000	360 001	360 002	609 104	360 002	(1)	(1)	360 006	(1)	(1)
CONNECTION HOSE KIT	362 910	362 910	362 911	362 911	539 500	539 500	539 009	539 009	539 009	539 009	539 009
WALL MOUNTING BRACKET	360 102	360 102	360 102	360 102	360 139	360 139	360 132	360 132	360 132	360 132	360 132
FLOOR BRACKET	360 120	360 120	360 120	360 120	-	-	360 121	360 121	360 121	360 121	360 121
THERMAL RELIEF VALVE	Not needed	609 007	609 007	609 007	609 007	609 008	609 007	609 008	609 008	609 008	609 008
AIR REGULATOR WITH GAUGE	240 200	240 200	241 201	241 201	241 201	241 201	241 201	241 201	241 201	241 201	241 201
AIR FILTER LUBRICATOR	240 500	240 500	241 501	241 501	241 501	241 501	241 501	241 501	241 501	241 501	241 501
FRL	240 000	240 000	241 001	241 001	241 001	241 001	241 001	241 001	241 001	241 001	241 001
AIRLINE SHUTOFF VALVE	950 302	950 321	950 318	950 318	950 318	950 318	950 319	950 319	950 319	950 319	950 319
FLUID SHUTOFF VALVE	950 303	950 303	950 303	950 303	950 303	950 303	950 303	950 303	950 328	950 303	950 328
SUCTION KIT (*)	367 000	367 000	367 000	367 000	367 006	367 006	(2)	(2)	367 016	(2)	(2)
AIR QUICK COUPLER	253 114	253 114	253 138	253 138	253 138	253 138	251 412	251 412	251 412	251 412	251 412
AIR QUICK CONNECTOR	259 014	259 014	259 038	259 038	259 038	259 038	255 312	255 312	255 312	255 312	255 312
AIR CONNECTION ACCESSORIES I.D.	1/4" - 6 mm	1/4" - 6 mm	3/8" - 8 mm	3/8" - 8 mm	3/8" - 8 mm	3/8" - 8 mm	1/2" - 12 mm	1/2" - 12.5 mm	1/2" - 12.5 mm	1/2" - 12.5 mm	1/2" - 12.5 mm

(*) Suction kit for 200 l drum. Pump bracket not included.

(1) Pump must be wall or floor mounted.

(2) SAMOA recommends using 1-1/2" x 2 m maximum length hose as suction kit. See page 30.

PUMP INSTALLATION RECOMMENDATIONS

- Always use a ball valve between the tank outlet and the suction hose.
- Always use a ball valve between the pump outlet hose and the fluid distribution line.

PUMP INSTALLATION EXAMPLES



WALL MOUNTED PUMP



FLOOR MOUNTED PUMP



WALL MOUNTED PUMP

AIR OPERATED GREASE PUMPS	34
PUMPMaster 3 - 55:1 RATIO GREASE PUMPS	36
PUMPMaster 3 ACCESSORIES	38
PUMPMaster 35 - 60:1 RATIO GREASE PUMPS	40
PUMPMaster 35 ACCESSORIES	42
PUMPMaster 45 - 25:1 RATIO GREASE PUMP	43
PUMPMaster 45 - 40:1 RATIO GREASE PUMPS	44
PUMPMaster 45 - 70:1 RATIO GREASE PUMPS	45
PUMPMaster 60 - 12:1 RATIO GREASE PUMP	46
PUMPMaster 60 - 80:1 RATIO GREASE PUMPS	47
PUMPMaster 45 & 60 INSTALLATION KITS	48
PUMPMaster 45 & 60 GREASE PUMP KITS	49
PUMPMaster 35, 45 & 60 GREASE PUMP KITS	50
GREASE PUMP ACCESSORIES	51





PUMP MASTER®

AIR OPERATED GREASE PUMPS

SAMOA offers a range of high pressure and high delivery grease pumps to handle a wide variety of applications. This pump offering fits original container sizes, from small pails to drums, totes and speciality built tanks, and covers applications from mobile and portable units to large distribution systems.

SAMOA's grease pumps are designed to provide years of dependable service. The in-line balanced design assures maximum pump efficiency. All Samoa pumps have a double acting design, pumping product on both the upstroke and downstroke. An effective priming piston provides positive pump, even when used with high viscosity or tacky greases. A hardened foot valve minimizes pump damage due to dirt. A corrosion proof air motor design tolerates moisture in compressed air.

UTILITY PUMP



HEAVY-DUTY



	PUMPMASTER 3 - 55:1	PUMPMASTER 35 - 60:1
PUMP DESCRIPTION	Utility high pressure	Heavy-Duty high pressure
SIMULTANEOUS OPERATION OUTLETS	1 No reels - mobile units	3
MAX. LINE LENGTH	15 m - 50'	75 m - 250'
APPLICATION	Agriculture Service shops Light Industrial	Heavy-Duty service shops Fleets Lube trucks Mining and construction In-plant Railroad and mass transit

Maximum line length and number of simultaneous dispense points also depends on the line diameter, fluid viscosity and required delivery



HEAVY-DUTY



PUMPMaster 45 - 25:1	PUMPMaster 45 - 40:1	PUMPMaster 45 - 70:1	PUMPMaster 60 - 12:1	PUMPMaster 60 - 80:1
Heavy-Duty pressure transfer	Heavy-Duty high flow	Heavy-Duty high pressure	Heavy-Duty volume transfer	Heavy-Duty high performance
1 or more	4 or more	4 or more	1 High volume transfer	4 or more
75 m - 250'	125 m - 400'	175 m - 600'	50 m - 175'	250 m - 800'
Moderate pressure transfer Lube trucks Mining and construction In-plant	Heavy-Duty service shops Fleets Lube trucks Mining and construction Railroad and mass transit In-plant Marine	Heavy-Duty service shops Fleets Lube trucks Mining and construction Railroad and mass transit In-plant Marine	Low pressure, high volume transfer Mining and construction In-plant Railroad and mass transit	Fleets Lube trucks Mining and construction Railroad and mass transit In-plant Marine

Maximum line length and number of simultaneous dispense points also depends on the line diameter, fluid viscosity and required delivery

Light weight and effective high pressure delivery air operated pumps specially designed for use in mobile and portable greasing units.

Pumps are available with four different suction tube lengths, to fit all commercial grease drums: 12.5 - 20 kg (40 lb), 50 kg (120 lb) and 185 kg (400 lb). They include a height adjustable 2" BSP (M) bung adaptor.



FLUIDS HANDLED

- Grease up to NLGI-2.

MARKETS SERVED

- Agriculture.
- Service shops.
- Light industrial.

MODELS

PART No.	APPLICATION	PUMP TUBE HEIGHT	TOTAL HEIGHT	WEIGHT
404 100	12.5 - 20 kg (40 lb) pails	410 mm	650 mm	3.5 kg
405 100	50 kg (120 lb) drums	510 mm	710 mm	3.7 kg
407 200	50 kg (120 lb) drums	725 mm	925 mm	4.3 kg
409 200	185 kg (400 lb) drums	920 mm	1,120 mm	4.8 kg

TECHNICAL DATA

Pump pressure ratio	55:1
Air pressure operating range	1.5 to 10 bar (20 to 140 psi)
Air consumption ⁽¹⁾	165 NL/min (5.8 cfm)
Maximum fluid outlet pressure	550 bar (7,700 psi)
Air motor diameter	70 mm (2.75")
Air motor stroke	35 mm (1.4")
Delivery at 110 cpm	300 g/min (0.67 lb/min)
Maximum free flow delivery ⁽²⁾	540 g/min (1.2 lb/min)
Air inlet	1/4" NPSM (F)
Fluid outlet	1/4" NPSM (F)
Wetted and seal materials	Steel / NBR / PTFE
Noise level ⁽³⁾	92 dB

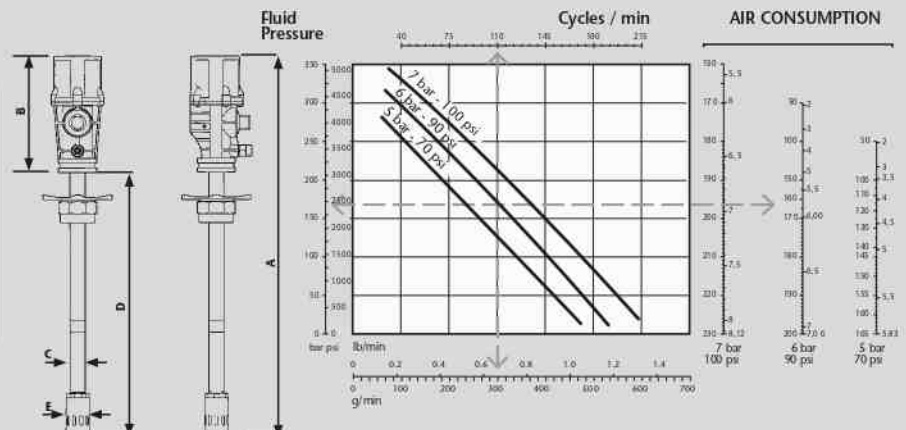
(1) Maximum air consumption with 6 bar air inlet pressure, NLGI-2 grease at 20 °C and 110 cpm.

(2) Maximum free delivery at 7 bar. NLGI-2 grease.

(3) Maximum noise level measured at 1 m from the pump, 7 bar air pressure and free delivery.

NLGI-2, 20 °C (68 °F) CAPACITY

DIMENSIONS (mm)				
MODEL	404 100	405 100	407 200	409 200
A	610	710	925	1,120
B	200	200	200	200
C	26	26	26	26
D	410	510	725	920
E	38	38	38	38



PUMPMaster 3 - 55:1 RATIO GREASE PUMPS



424 172 - 424 152

482 200

425 150.002

428 243

02

GREASE PUMPS

Mobile and portable units to fit 18, 20, 50 and 185 kg drums.



Part No.	APPLICATION	PUMP	DRUM COVER	FOLLOWER PLATE	DELIVERY HOSE	GREASE GUN WITH Z-SWIVEL	TROLLEY
424 150	Mobile unit, 12.5 to 18 kg (1)	404 100	418 013	-	2 m x 1/4" 412 102	413 080	430 000
424 152	Mobile unit, 20 kg (1)	404 100	418 002	-	2 m x 1/4" 412 102	413 080	430 000
424 170	Portable unit, 12.5 to 18 kg (1)	404 100	418 013	-	2 m x 1/4" 412 102	413 080	-
424 170.800	Portable unit, 12.5 to 18 kg (1)	404 100	418 013	417 001	2 m x 1/4" 412 102	413 080	-
424 172	Portable unit, 20 kg (1)	404 100	418 002	-	2 m x 1/4" 412 102	413 080	-
424 172.710	Portable unit, 20 kg (1)	404 100	418 002	417 001	2 m x 1/4" 412 102	413 080	-
482 200	Mobile unit, 12.5 to 20 kg (2)	404 100	-	-	2 m x 1/4" 412 102	413 080	480 021
425 150	Mobile unit, 50 kg drum	407 200	418 004	-	3 m x 1/4" 412 103	413 080	431 000
425 150.002	Mobile unit, 50 kg drum	407 200	418 004	417 002	3 m x 1/4" 412 103	413 080	431 000
425 290	Mobile unit, 50 kg drum	407 200	418 004	-	2 m x 1/4" 412 102	413 080	430 000
482 500	Mobile unit, 50 kg drum (3)	407 200	-	-	3 m x 1/4" 412 103	413 080	480 050
428 243	Mobile unit, 185 kg drum	409 200	418 006	417 004	4 m x 1/4" 412 104	413 080	432 000
428 262	Stationary unit, 185 kg drum	409 200	418 006	417 004	4 m x 1/4" 412 104	413 080	-

(1) Includes carrying handle 741 602.

(2) Shielded unit. Includes base with 4 castors.

(3) Shielded unit. Includes base with 2 wheels and 2 castors.

Not included options:

239 000: 1/4" BSP (MM) connection adaptor.

240 500: Air filter and pressure regulator, 0-12 bar, 1/4" BSP (FF).

417 001: Follower plate 298 - 260 mm. For 12.5 and 18 kg pails.

417 002: Follower plate 370 - 330 mm. For 50 kg standard diameter drums.

417 003: Follower plate 405 - 360 mm. For 50 kg large diameter drums.

417 005: Follower plate 340 - 300 mm. For 20 kg pails.

411 100: In-line grease meter for grease control gun.

Drum covers. Very solid construction. With 2" BSP (F) bung opening.

PART No.	DRUM TYPE	DRUM EXTERNAL DIAMETER (MIN. - MAX.)
418 013	12.5 to 18 kg pails	265 - 310 mm
418 002	20 kg pails	285 - 330 mm
418 016	50 kg drums	350 - 395 mm
418 004	50 kg drums	360 - 405 mm
418 006	185 kg drums	565 - 610 mm

Follower plates eliminate air pockets and aid pump prime. Rubber flange minimizes waste. With handle for removing from empty drums.

PART No.	DRUM TYPE	DRUM EXTERNAL DIAMETER (MIN. - MAX.)
417 006	12.5 kg pails	190 - 260 mm
417 001	12.5 to 18 kg pails	260 - 298 mm
417 005	20 kg pails	300 - 340 mm
417 002	50 kg drums	330 - 370 mm
417 003	50 kg drums	360 - 405 mm
417 004	185 kg drums	550 - 590 mm

DRUM TROLLEYS

430 000 Trolley for 20 kg pails

Two wheel trolley with tubular frame for 20 and 50 kg drums.

431 000 Trolley for 50 and 20 kg drums

Four wheel trolley with tubular frame.

431 001 Trolley for 50 and 20 kg drums

Two wheel and two front rubber pads trolley with tubular frame.

480 050 Mobile protective drum cabinet, 50 kg

480 021 Mobile protective drum cabinet, 20 kg

432 000 Trolley for 185 kg drum

Two solid rubber wheels and one swivelling rubber wheel with brake. A hose reel and a pump can be, mounted using optional bracket.

360 134 Pump bracket

For mounting a short pump to trolley 432 000.

360 135 Hose reel bracket

For mounting a hose reel to trolley 432 000.

432 814 Heavy-Duty trolley for 185 kg drum

Two 260 mm front tires and one swivelling solid rubber wheel with brake. A hose reel can be, mounted using optional bracket.

360 113 Hose reel bracket


For mounting a hose reel to trolley 432 814.



HEAVY-DUTY PISTON PUMPS: THE HEART OF A LUBRICATION SYSTEM

Samoa Heavy-Duty pumps are designed to deliver through long distribution lines or to multiple dispensing points with simultaneous operation all kind of grease at continuous duty and high flow rates under extreme and intensive working conditions.

These double acting, high efficiency, air powered, positive displacement piston pumps provide the necessary confidence to offer solutions for moving fast the required volume of grease with the right pressure in very large distance applications.



PM60 - 80 MA (532 810)

Double acting pumps with high pressure and high volume delivery for use in lubrication systems. Pumps can be used with grease up to NLGI-2 consistency. These pumps can be used in medium length systems that include multiple outlets. Pumps are available for cover mount to 18 kg (35 lb), 50 kg (120 lb) and 185 kg (400 lb) open drums.



FLUIDS HANDLED

- Grease up to NLGI-2.

MARKETS SERVED

- Heavy-Duty service shops.
- Fleet service.
- Lube trucks.
- Mining and construction.
- Railroad and mass transit.
- In-plant.

MODELS

PART No.	APPLICATION	PUMP TUBE HEIGHT	TOTAL HEIGHT	WEIGHT
530 610	185 kg (400 lb) drum	925 mm	1,212 mm	11 kg
530 620	50 kg (120 lb) drum	730 mm	1,017 mm	10 kg
530 630	12.5 - 20 kg (40 lb) pails	516 mm	803 mm	9 kg

TECHNICAL DATA

Pump pressure ratio	60:1
Continuous duty flow rate (1)	900 g/min (2 lb/min)
Maximum free flow	2 kg/min (4.4 lb/min)
Air pressure operating range	2 to 10 bar (20 to 145 psi)
Maximum outlet pressure	600 bar (8,700 psi)
Air motor effective diameter	80 mm (3.15")
Air motor stroke	80 mm (3.15")
Air consumption (2)	450 NL/min (15.9 scfm)
Air inlet	3/8" BSP (F)
Fluid outlet	3/8" BSP (F)
Wetted and seal materials	Cast Iron / Hard chromed steel / Steel / UHMWPE / NBR / PTFE / Viton
Noise level (3)	80 dB

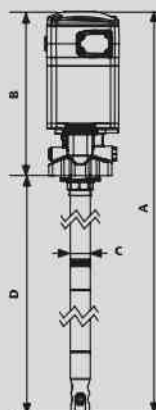
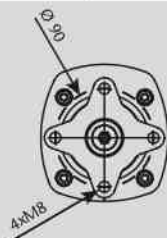
(1) Delivery at 80 cycles per minute.

(2) Air consumption at 5 bar (70 psi) air pressure, NLGI-2 grease at 20 °C (68 °F) and 80 cpm.

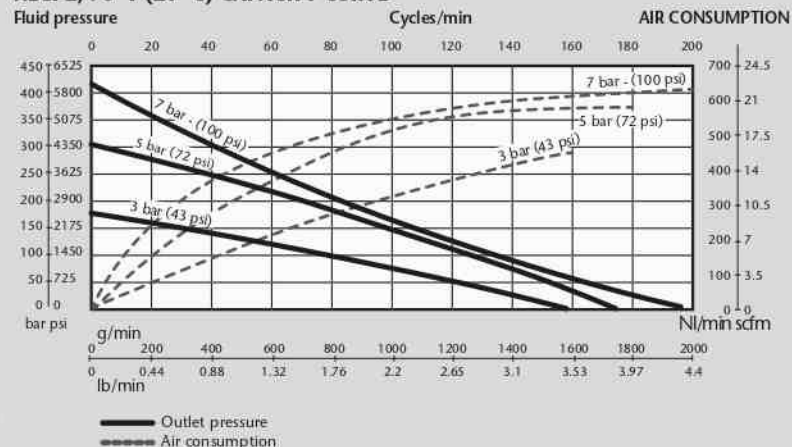
(3) Noise level measured at 1 m (3') from the pump, 7 bar (100 psi) air pressure and free delivery.

DIMENSIONS (mm)

MODEL	530 610	530 620	530 630
A	1,212	1,017	803
B	287	287	287
C	35	35	35
D	925	730	516



NLGI-2, 70 °F (21 °C) CAPACITY CURVE



PUMPMASTER 35 - 60 :1 RATIO GREASE PUMPS

PUMPMASTER 35 - 60:1 RATIO PUMP KITS

534 610

02

534 620 PUMPMASTER 35 - 60:1 ratio pump kit for 50 kg drums







Includes 60:1 ratio pump for 50 kg drums 530 620 with drum cover for 50 kg drum 418 004, HD follower plate for 50 kg drum 417 014 and hose connection kit 534 600.

534 610 PUMPMASTER 35 - 60:1 ratio pump kit for 185 kg drums

Includes 60:1 ratio pump for 185 kg drums 530 610 with drum cover for 185 kg drum 418 006, follower plate for 185 kg drums 417 012 and hose connection kit 534 600.



PUMPMASTER 35 - 60:1 RATIO PACKAGES FOR 185 KG, 50 KG DRUMS AND 20 & 18 KG PAILS

						
	PUMP AND HOSE REEL PACKAGE FOR 185 KG DRUMS	MOBILE PACKAGE FOR 185 KG DRUMS	MOBILE PACKAGE FOR 50 KG DRUMS ⁽¹⁾	MOBILE PACKAGE FOR 50 KG DRUMS	MOBILE PACKAGE FOR 20 KG PAILS ⁽²⁾	PORTABLE PACKAGE FOR 18 KG PAILS
PART No.	453 612	426 244	486 510	423 160	486 210	423 021
PUMP	530 610	530 610	530 620	530 620	530 630	530 630
DRUM COVER	418 006	418 006	-	418 013	-	418 013
FOLLOWER PLATE	417 012	417 004	-	-	-	417 001
HOSE CONNECTION KIT	534 600	-	-	-	-	-
GREASE GUN WITH Z-SWIVEL	413 080	413 080	413 080	413 080	413 080	413 080
DELIVERY HOSE	15 m Hose reel 504 351	4 m x 3/8" 412 394	3 m x 3/8" 412 393	3 m x 1/4" 412 393	2 m x 3/8" 412 390	2 m x 3/8" 412 390
DRUM TROLLEY	-	432 000	480 050 ⁽¹⁾	431 000	480 021 ⁽²⁾	-

(1) Shielded unit. Includes base with 2 wheels and 2 castors.

(2) Shielded unit. Includes base with 4 castors.

MOBILE EXTRUSION UNIT FOR 12-20 KG PAILS

424 062

Mobile unit specially designed for its use with hard to pump sticky and high viscosity greases (up to NLGI3). The pump's lower end is fixed to an inductor plate and the pump is mounted to a pneumatic piston that elevates the pump for replacing an empty pail. The pneumatic piston also acts when the pump is in use, pushing the inductor plate against the grease, aiding the pump prime, making possible to pump very high viscosity grease. The unit includes a PM35 - 60:1 pressure ratio pump and it is mounted to a rolling base with 4 wheels, two of them with brake.

424 062 Mobile extrusion unit

Includes 3 m high pressure hose and a grease control gun with Z-swivel and hydraulic nozzle.

424 063 Mobile extrusion unit

Same as model 424 062 but with no outlet hose and grease control gun.



Not included options:

239 001: 1/4" BSP (M) - 3/8" BSP (M) connection adaptor.

240 500: Air filter and pressure regulator, 1/4" BSP (FF).

360 111: Hose reel pivoting bracket.

360 127: Control gun holder and drip tray.

417 001: Follower plate 298 - 260 mm. For 12.5 kg and 18 Kg pails.

417 002: Follower plate 370 - 330 mm. For 50 kg standard diameter drums.

417 003: Follower plate 405 - 360 mm. For 50 kg large diameter drums.

417 005: Follower plate 340 - 300 mm. For 20 Kg pail.

411 100: In line grease meter for grease control gun.

418 004 - 417 003

DRUM COVERS AND FOLLOWER PLATES



Drum covers. Very solid construction. With 2" BSP (F) bung opening.

PART No.	DRUM TYPE	DRUM EXTERNAL DIAMETER (MIN. - MAX.)
418 013	12,5 to 18 kg pails	265 - 310 mm
418 002	20 kg pails	285 - 330 mm
418 016	50 kg drums	350 - 395 mm
418 004	50 kg drums	360 - 405 mm
418 006	185 kg drums	565 - 610 mm

Follower plates eliminate air pockets and aid pump prime. Rubber flange minimizes waste. With handle for removing from empty drums.

PART No.	DRUM TYPE	DRUM EXTERNAL DIAMETER (MIN. - MAX.)
417 006	12,5 kg pails	190 - 260 mm
417 001	12,5 to 18 kg pails	260 - 298 mm
417 005	20 kg pails	300 - 340 mm
417 002	50 kg drums	330 - 370 mm
417 003	50 kg drums	360 - 405 mm
417 004	185 kg drums	550 - 590 mm

430 000 - 431 000 - 432 814 - 432 000

DRUM TROLLEYS

430 000 Trolley for 20 kg pails

Two wheel trolley with tubular frame for 20 and 50 kg drums.

431 000 Trolley for 50 and 20 kg drums

Four wheel trolley with tubular frame.

431 001 Trolley for 50 and 20 kg drums

Two wheel and two front rubber pads trolley with tubular frame.

480 050 Mobile protective drum cabinet, 50 kg

480 021 Mobile protective drum cabinet, 20 kg

432 000 Trolley for 185 kg drum

Two solid rubber wheels and one swivelling rubber wheel with brake. A hose reel and a pump can be, mounted using optional bracket.

360 134 Pump bracket

For mounting a short pump to trolley 432 000.

360 135 Hose reel bracket

For mounting a hose reel to trolley 432 000.

432 814 Heavy Duty trolley for 185 kg drum

Two 260 mm front tires and one swivelling solid rubber wheel with brake. A hose reel can be, mounted using optional bracket.

360 113 Hose reel bracket

For mounting a hose reel to trolley 432 814.



PUMPMaster 45 - 25:1 RATIO GREASE PUMP

HEAVY-DUTY PRESSURE TRANSFER PUMP

531 210

02

Moderate pressure, high delivery double acting pumps for transfer of grease up to NLGI-2. Also recommended for use with low viscosity grease in centralized grease systems that do not require a very high pressure output and in large distribution systems of high viscosity oils.

Pumps are available with tube length to fit commercial 185 kg - 400 lb drums and they are available for cover mount to 185 kg - 400 lb open drums using a drum cover 418 017.

FLUIDS HANDLED

- Grease up to NLGI-2
- High viscosity oil.

MARKETS SERVED

- Lube trucks.
- Mining and construction.
- In-plant.



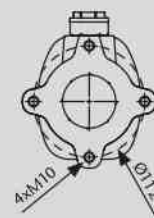
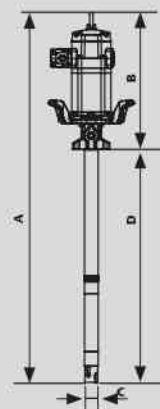
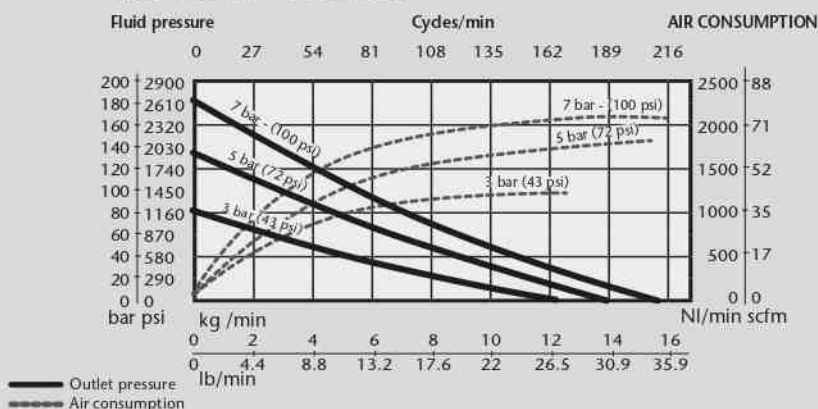
MODELS				
PART No.	APPLICATION	PUMP TUBE HEIGHT	TOTAL HEIGHT	WEIGHT
531 210	185 kg (400 lb) drum	855 mm	1,357 mm	24 kg

TECHNICAL DATA	
Pump pressure ratio	25:1
Continuous duty flow rate	6 kg/min (13.2 lb/min)
Maximum free flow	16 kg/min (35.3 lb/min)
Air pressure operating range	1.5 - 14 bar (20 - 200 psi)
Maximum outlet pressure	350 bar (5,000 psi)
Air motor effective diameter	115 mm (4.5")
Air motor stroke	100 mm (4")
Air consumption (1)	1,340 NI/min (47 cfm)
Air inlet	1/2" BSP (F)
Fluid outlet	1/2" BSP (F)
Wetted and seals materials	Cast Iron / Steel / Hard chromed steel / UHMWPE / NBR
Noise level (2)	80 dB

(1) Air consumption at 5 bar air pressure, NLGI-0 grease at 20 °C and 80 cpm.

(2) Noise level measured at 1 m from the pump, 7 bar air pressure and free delivery.

NLGI-0, 21 °C (70 °F) CAPACITY



DIMENSIONS (mm)	
MODEL	531 210
A	1.357
B	502
C	50
D	855



High flow double acting pumps with high pressure delivery for use in lubrication systems that require a combination of high flow and pressure delivery. Pumps can be used with grease up to NLGI-2 viscosity. These pumps can be used in medium length systems that include simultaneous operation outlets.

Pumps are available for cover mount to 50 kg - 120 lb and 185 kg - 400 lb open drums and for horizontal and side mount on grease totes and bags.

FLUIDS HANDLED

- Grease up to NLGI-2.

MARKETS SERVED

- Heavy-Duty service shops.
- Fleets.
- Mining and construction.
- Railroad and mass transit.
- In-plant.
- Marine.

MODELS

PART NO.	APPLICATION	PUMP TUBE HEIGHT	TOTAL HEIGHT	WEIGHT
531 410	185 kg (400 lb) drum	855 mm	1,357 mm	25 kg
531 420	50 kg (120 lb) drum	650 mm	1,152 mm	22 kg
531 430*	Bulk tote	490 mm	992 mm	26 kg

* Includes adaptor 753 110 to fit a 3" cam-lock connector for use in totes and grease bags.

TECHNICAL DATA

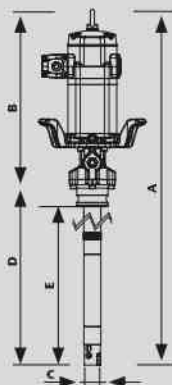
Pump pressure ratio	40:1
Continuous duty flow rate	3.5 kg/min (7.5 lb/min)
Maximum free flow	11 kg/min (24.3 lb/min)
Air pressure operating range	1.5 - 14 bar (20 - 200 psi)
Maximum outlet pressure	560 bar (8,000 psi)
Air motor effective diameter	115 mm (4.5")
Air motor stroke	100 mm (4")
Air consumption (1)	750 NI/min (26.5 cfm)
Air inlet	1/2" BSP (F)
Fluid outlet	1/2" BSP (F)
Wetted and seals materials	Cast Iron / Steel / Hard chromed steel / UHMW PE / NBR / PTFE
Noise level (2)	80 dB

(1) Air consumption at 5 bar air pressure, NLGI-2 grease at 20 °C and 80 cpm.

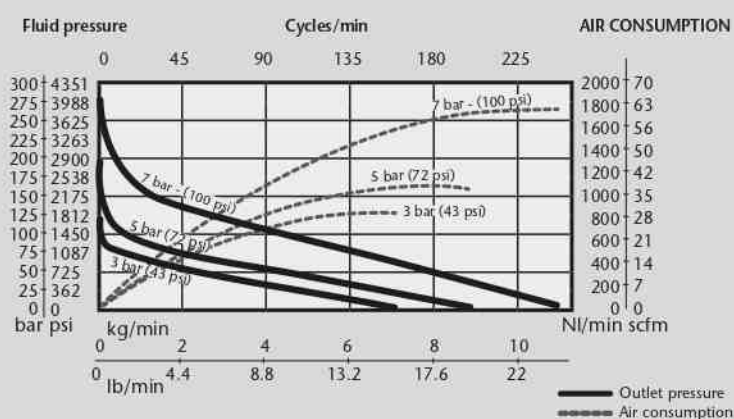
(2) Noise level measured at 1 m from the pump, 7 bar air pressure and free delivery.

DIMENSIONS (mm)

MODEL	531 410	531 420	531 430*
A	1,357	1,152	992
B	502	502	502
C	50	50	50
D	855	650	490
E	-	-	410



NLGI-2, 21 °C (70 °F) CAPACITY



PUMPMaster 45 - 70:1 RATIO GREASE PUMPS

HEAVY-DUTY HIGH PRESSURE PUMPS

531 710

02

High pressure double acting pump for use in applications that require extra pressure output or when cold temperatures a low air pressure could limit pump performance. Pumps can be used with grease up to NLGI-2 viscosity. These pumps can be used in large distribution systems that include simultaneous operation outlets.

Pumps are available for cover mount to 50 kg - 120 lb and 185 kg - 400 lb open drum and for horizontal and side mount on grease totes and bags.

FLUIDS HANDLED

- Grease up to NLGI-2.

MARKETS SERVED

- Heavy-Duty service shops.
- Fleets.
- Lube trucks.
- Mining and construction.
- Rail road and mass transit.
- In-plant.
- Marine.



MODELS				
PART NO.	APPLICATION	PUMP TUBE HEIGHT	TOTAL HEIGHT	WEIGHT
531 710	185 kg (400 lb) drum	855 mm	1,357 mm	25 kg
531 720	50 kg (120 lb) drum	650 mm	1,152 mm	22 kg
531 730*	Bulk tote	490 mm	992 mm	21 kg

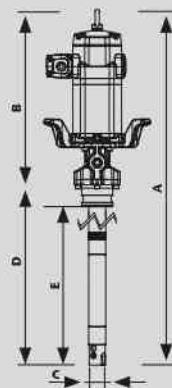
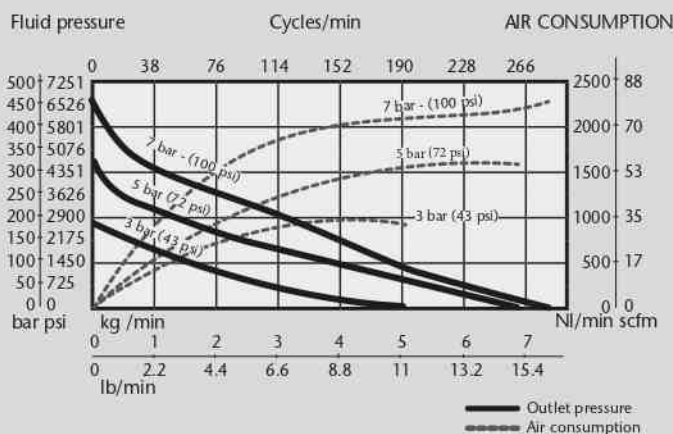
* Includes adaptor 753 110 to fit a 3" cam-lock connector for use in totes and grease bags.

TECHNICAL DATA	
Pump pressure ratio	70:1
Continuous duty flow rate	2 kg/min (4.5 lb/min)
Maximum free flow	7.5 kg/min (16.5 lb/min)
Air pressure operating range	1.5 - 7 bar (20 - 100 psi)
Maximum outlet pressure	490 bar (7,000 psi)
Air motor effective diameter	115 mm (4.5")
Air motor stroke	100 mm (4")
Air consumption ⁽¹⁾	925 NL/min (32.6 cfm)
Air inlet	1/2" BSP (F)
Fluid outlet	1/2" BSP (F)
Wetted and seals materials	Cast Iron / Steel / Hard chromed steel / UHMWPE / NBR / PTFE
Noise level ⁽²⁾	80 dB

(1) Air consumption at 5 bar air pressure, NLGI-2 grease at 20 °C and and 80 cpm.

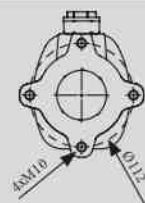
(2) Noise level measured at 1 m from the pump, 7 bar air pressure and free delivery.

NLGI-2, 21 °C (70 °F) CAPACITY



DIMENSIONS (mm)

MODEL	531 710	531 720	531 730*
A	1,357	1,152	992
B	502	502	502
C	50	50	50
D	855	650	490
E	-	-	410



HEAVY-DUTY VOLUME TRANSFER PUMP

Moderate pressure, very high volume double acting grease pump for use in transfer applications. These pumps can be used with all type of grease up to NLGI-2.

Pumps are available for horizontal mounting on grease totes and grease bags and they include an adaptor to fit a 3" Cam-Lock coupler. They can be used with 185 kg - 400 lb drums when mounted to air pneumatic inductor (see "Grease pump kits" section in this chapter.)

FLUIDS HANDLED

- Grease up to NLGI-2.

MARKETS SERVED

- Mining and construction.
- In-plant grease transfer.
- Rail road and mass transit.



MODELS				
PART NO.	APPLICATION	PUMP TUBE HEIGHT	TOTAL HEIGHT	WEIGHT
532 130*	Bulk tote	226 mm	742 mm	19 kg

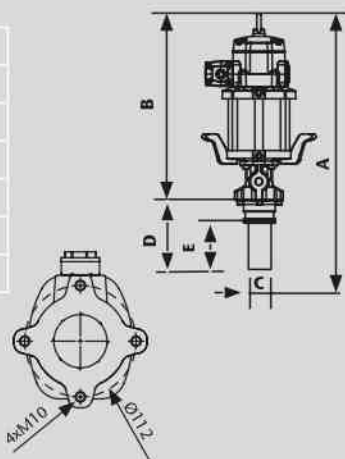
* Includes adaptor 753 110 to fit a 3" cam-lock connector for use in totes and grease bags.

TECHNICAL DATA	
Pump pressure ratio	12:1
Continuous duty flow rate	15 kg/min (33 lb/min)
Maximum free flow	40 kg/min (88 lb/min)
Air pressure operating range	1.5 - 7 bar (20 - 100 psi)
Maximum outlet pressure	84 bar (1,200 psi)
Air motor effective diameter	150 mm (6")
Air motor stroke	100 mm (4")
Air consumption ⁽¹⁾	1,100 NL/min (39 cfm)
Air inlet	1/2" BSP (F)
Fluid outlet	1" BSP (F)
Wetted and seals materials	Cast Iron / Steel / Hard chromed steel / UHMWPE / NBR / PTFE / Polyurethane
Noise level ⁽²⁾	80 dB

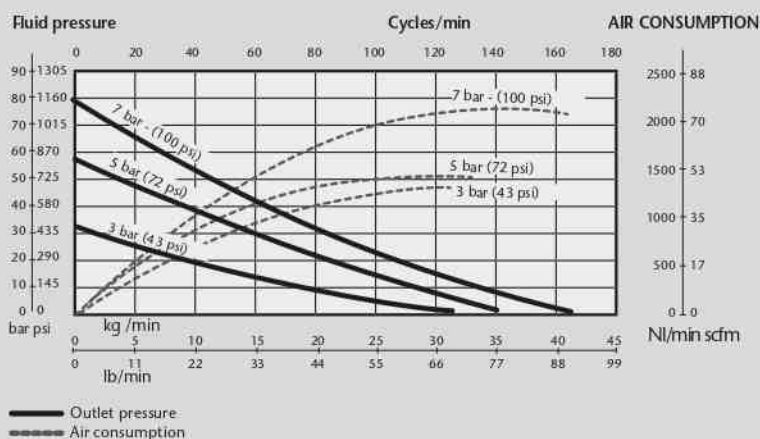
(1) Air consumption at 5 bar air pressure, NLGI-2 grease at 20 °C and 60 cpm.

(2) Noise level measured at 1 m from the pump, 7 bar air pressure and free delivery.

DIMENSIONS (mm)	
MODEL	532 130
A	742
B	516
C	70
D	226
E	146



NLGI-2, 21 °C (70 °F) CAPACITY



PUMPMaster 60 - 80:1 RATIO GREASE PUMPS



HEAVY-DUTY HIGH PERFORMANCE PUMPS

532 810

02

Very high pressure and high volume delivery double acting pump for use in applications that require extra pressure and volume output and where cold temperatures or low air pressure could limit pump performance. Pumps can be used with grease up to NLGI-2 viscosity. These pumps can be used in large distribution systems that include simultaneous operation outlets. Pumps are available for cover mount to 50 kg -120 lb and 185 kg - 400 lb open drum and for side mount on grease totes.

FLUIDS HANDLED

- Grease up to NLGI-2.

MARKETS SERVED

- Mining and construction.
- In-plant.
- Railroad and mass transit.
- Lube trucks.
- Fleets.

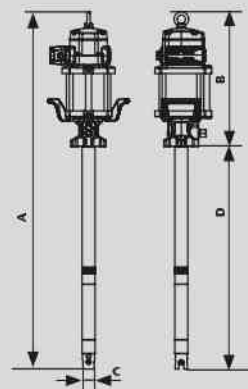
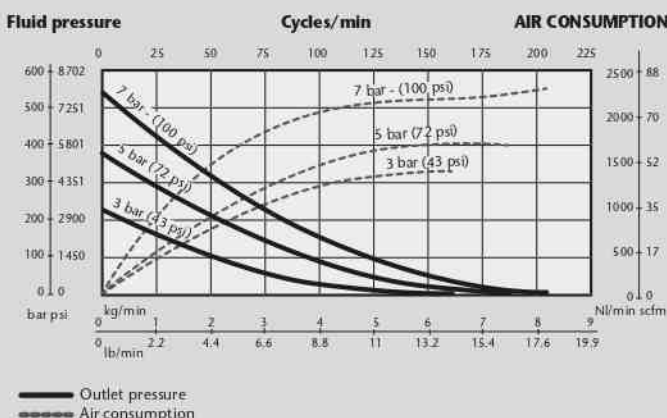


MODELS				
PART No.	APPLICATION	PUMP TUBE HEIGHT	TOTAL HEIGHT	WEIGHT
532 810	185 kg (400 lb) drum	855 mm	1,371 mm	27 kg
532 820	50 kg (120 lb) drum	650 mm	1,166 mm	24 kg

TECHNICAL DATA	
Pump pressure ratio	80:1
Continuous duty flow rate	2.5 kg/min (5.5 lb/min)
Maximum free flow	8 kg/min (17.6 lb/min)
Air pressure operating range	1.5 - 7 bar (20 - 100 psi)
Maximum outlet pressure	560 bar (8,000 psi)
Air motor effective diameter	150 mm (6")
Air motor stroke	100 mm (4")
Air consumption (1)	1,000 NI/min (35 cfm)
Air inlet	1/2" BSP (F)
Fluid outlet	1/2" BSP (F)
Wetted and seals materials	Cast Iron / Steel / Hard chromed steel / UHMW PE / NBR / PTFE
Noise level (2)	80 dB

(1) Air consumption at 5 bar air pressure, NLGI-2 grease at 20 °C and 60 cpm.
 (2) Noise level measured at 1 m from the pump, 7 bar air pressure and free delivery.

NLGI-2, 21 °C (70 °F) CAPACITY



DIMENSIONS (mm)		
MODEL	532 810	532 820
A	1,371	1,166
B	516	516
C	50	50
D	855	650



PUMPMASTER 45 & 60 INSTALLATION KITS

02

GREASE PUMPS

534 710

PUMPMASTER 45 INSTALLATION KITS

PM45 pump kits for 50 kg and 185 kg drums, totes and grease bins.



	KIT PART No.	PUMP	RATIO	COVER	FOLLOWER PLATE	CONNECTION KIT	CAMLOCK FEMALE	CAMLOCK MALE
50 KG DRUM MOUNTED PUMP KIT	534 420	531 420	40:1	418 017	(1)	534 103	-	-
	534 720	531 720	70:1	418 017	(1)	534 103	-	-
185 KG DRUM MOUNTED PUMP KIT	534 410	531 410	40:1	418 026	417 009	534 103	-	-
	534 710	531 710	70:1	418 026	417 009	534 103	-	-
	534 210	531 210	25:1	418 026	417 009	534 103	-	-
TANK SIDE MOUNTED PUMP KIT	534 240	531 210	25:1	-	-	534 103	950 358	753 110
	534 440	531 410	40:1	-	-	534 103	950 358	753 110
	534 740	531 710	70:1	-	-	534 103	950 358	753 110
TANK HORIZONTAL MOUNTED PUMP KIT	534 441	531 430	40:1	-	-	534 103	950 358	(2)
	534 741	531 730	70:1	-	-	534 103	950 358	(2)

(1) Use follower plate 417 010 or 417 011 as required. Follower plate not included.

(2) Included with pump.

SAMOA recommends using an air filter and pressure regulator at the pump air inlet and a high pressure needle valve between the grease delivery hose and the grease distribution line.

534 141

PUMPMASTER 60 INSTALLATION KITS

PM60 pump kits for 50 kg and 185 kg drums, totes and grease bins.



	KIT PART No.	PUMP	RATIO	COVER	FOLLOWER PLATE	CONNECTION KIT	CAMLOCK FEMALE	CAMLOCK MALE
50 KG DRUM MOUNTED PUMP KIT	534 820	532 820	80:1	418 017	(1)	534 103	-	-
185 KG DRUM MOUNTED PUMP KIT	534 810	532 810	80:1	418 026	417 009	534 103	-	-
TANK SIDE MOUNTED PUMP KIT	534 840	532 810	80:1	-	-	534 103	950 358	753 110
TANK HORIZONTAL MOUNTED PUMP KIT	534 141	532 130	12:1	-	-	539 009	950 358	(2)

(1) Use follower plate 417 010 or 417 011 as required. Follower plate not included.

(2) Included with pump.

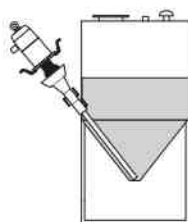
SAMOA recommends using an air filter and pressure regulator at the pump air inlet and a high pressure needle valve between the grease delivery hose and the grease distribution line.

391 022

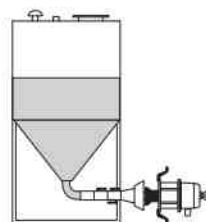
PUMP HOIST



DRUM MOUNTED PUMP



TANK SIDE MOUNT PUMP



TANK HORIZONTAL MOUNT PUMP

391 022 Pump Hoist

Maximum utility air operated hoist lifts and lowers pumps, making drum changes easier, faster and safer. Hoist arm adjusts to fit different pump heights and swings a full 360°, serving one or more pumps. It can be used with 185 kg - 400 lb and 50 kg - 120 lb drums. Maximum height raised: 2.630 mm. Minimum height lowered: 1.630 mm.

PUMPMASTER 45 AND 60 GREASE PUMP KITS

PUMP SYSTEMS WITH PNEUMATIC INDUCTOR FOR 185 KG DRUMS

534 721

02

PUMPMASTER 45 and PUMPMASTER 60 grease pumps mounted onto an air operated inductor plate for use with high viscosity, hard to pump greases directly from 185 kg drum. When the double lip inductor plate is attached to the lower end of the pump tube, it exerts pneumatic, weight and atmospheric pressure on the material forcing pump priming. The inductor plate also serves as protection against contaminants and eliminates material waste. The inductor system includes guide rods, drum retaining mechanism and a control box with the following features:

- On/ Off control of the pump.
- Up / Down control of the ram for easy drum exchange.
- Two independent air pressure regulators, one for the pump and the other for the power ram cylinders.
- Pump / Ram independent air pressure gauge.
- Empty drum shut-off safety feature.
- Automatic Vacuum release.

534 421, PM45 - 40:1 pump system with air operated double post inductor for 185 kg drums

Includes pump 531 420.

534 721, PM45 - 70:1 pump system with air operated double post inductor for 185 kg drums

Includes pump 531 720.

534 121, PM60 - 12:1 pump system with air operated double post inductor for 185 kg drums

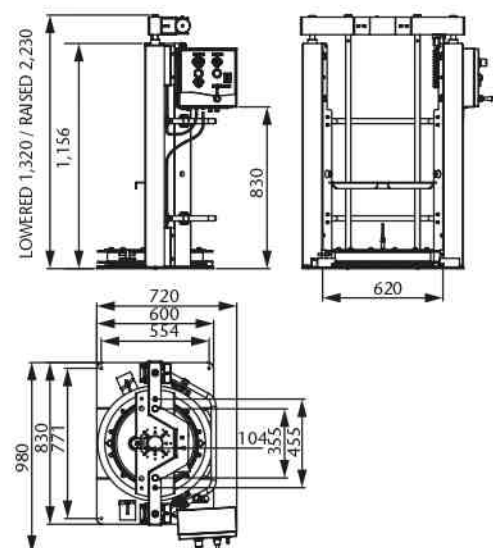
Includes pump 532 130.

534 821, PM60 - 80:1 pump system with air operated double post inductor for 185 kg drums

Includes pump 532 820.



Dimensions in mm



PUMPMASTER 35, 45 AND 60 GREASE PUMP KITS

PUMP SYSTEMS WITH PNEUMATIC PUMP HOIST AND GRAVITY INDUCTOR FOR 50 AND 185 KG DRUMS

PUMPMASTER 35, 45 and 60 grease pumps mounted onto a gravity fed follower plate and an air operated pump hoist for use with 185 kg drums.

The air operated pump hoist lifts and lowers the pump, making drums changes easier, faster and safer. The pump lower end is rigidly fixed to a follower plate with a single rubber lip. The weight of the pump, pump bracket and follower plate plus the atmospheric pressure push the assembly against the fluid eliminating channelling and air pocket, keeping lubricant free from contaminants, minimizing waste and aiding pump priming.

534 611, PM35 - 60:1 pump system with pump hoist and gravity follower plate for 185 kg drums

Includes pump 530 610 and hose connection kit Part No. 534 612.

534 621, PM35 - 60:1 pump system with pump hoist and gravity follower plate for 50 kg drums

Includes pump 530 620 and hose connection kit Part No. 534 622.

534 411, PM45 - 40:1 pump system with pump hoist and gravity follower plate for 185 kg drums

Includes pump 531 410 and hose connection kit Part No. 534 414.

534 422, PM45 - 40:1 pump system with pump hoist and gravity follower plate for 50 kg drums

Includes pump 531 420 and hose connection kit Part No. 534 423.

534 711, PM45 - 70:1 pump system with pump hoist and gravity follower plate for 185 kg drums

Includes pump 531 710 and hose connection kit Part No. 534 414.

534 722, PM45 - 70:1 pump system with pump hoist and gravity follower plate for 50 kg drums

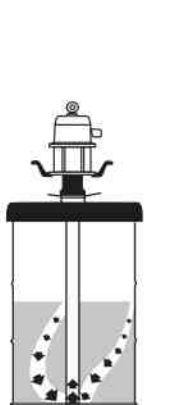
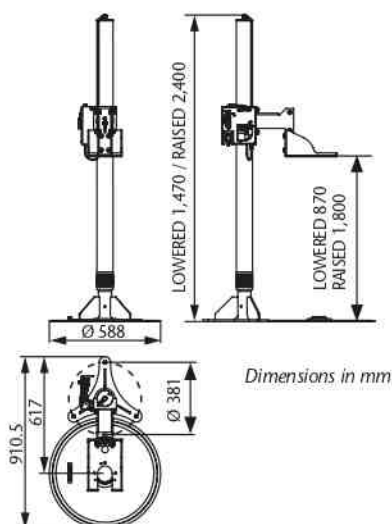
Includes pump 531 720 and hose connection kit Part No. 534 423.

534 811, PM60 - 80:1 pump system with pump hoist and gravity follower plate for 185 kg drums

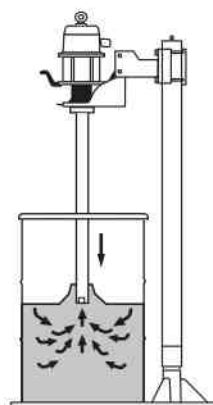
Includes pump 532 810 and hose connection kit Part No. 534 414.

534 822, PM60 - 80:1 pump system with pump hoist and gravity follower plate for 50 kg drums

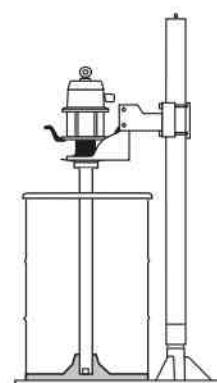
Includes pump 532 820 and hose connection kit Part No. 534 423.



**NO INDUCTOR.
AIR POCKETS AND
CHANNELS CAN BE
FORMED.**



**WITH INDUCTOR PLATE.
PUMP IS PERMANENTLY
PRIMED.**



**INDUCTOR PLATES
AID TO MINIMIZE
WASTE LEFT IN THE
DRUM.**

GREASE PUMP ACCESSORIES

418 026 - 418 017



HD DRUM COVERS

For PUMPMaster 35, 45 and 60 pumps
Covers are made from heavy steel gauge to withstand hard usage. Cover flange provides rigidity and maintains solid position on drum. Grease pump mounts in centre of cover with four screws.

PART No.	APPLICATION	MAX. - MIN. DRUM DIAMETER
418 026*	185 kg - 400 lb	620 - 580 mm
418 017*	50 kg - 120 lb	395 - 350 mm

*Drum cover adaptor required for PM35 pump. Part No. 360 133.

AIR AND GREASE CONNECTION KITS

417 009 - 417 010



HD FOLLOWER PLATES

For PUMPMaster 35, 45 and 60 pumps
Follower plates eliminate channelling and air pockets, keep lubricant free from contaminants, remove all grease from the drum and aid pump prime.

PART No.	APPLICATION	MAX. - MIN. DRUM Ø
417 009	185 kg (PM45&60)	590 - 550 mm
417 010	50 kg (PM45&60)	405 - 360 mm
417 011	50 kg (PM45&60)	370 - 330 mm
417 012	185 kg PM35	590 - 550 mm
417 013	50 kg PM35	405 - 360 mm
417 014	50 kg PM35	370 - 330 mm

FOR PM35 PUMPS

534 600

Includes 1 m x 3/8" air hose (PN 247 710) with 3/8" - 1/2" BSP (MM) connection threads, quick air coupler 251 438, air nipple 255 338, 1.5 m x 3/8" high pressure grease hose (412 392) with 3/8"-1/2" BSP (MM) connection threads

FOR PM45 AND PM60 PUMPS⁽¹⁾

534 103

Includes 1.8 m x 1/2" air hose (248 018) with 1/2" BSP (MM) connection threads, elbow 239 352, quick air coupler 251 412, air nipple 255 312, 1.8 m x 1/2" high pressure grease hose (412 202) with 1/2" BSP (MM) connection threads and swivel elbow (945 736) with 1/2" BSP (MF) threads

(1) Hook up kits are valid for all PM45 and PM60 grease pumps except PM60 12:1 pressure ratio pump.

AIR ACCESSORIES

AIR ACCESSORIES	1/4" CONNECTION THREADS 1/4" BSP (FF)	1/2" CONNECTION THREADS 1/2" BSP (FF) WITH ONE 1/2" BSP (M) 3/8" BSP (F) ADAPTOR	3/4" CONNECTION THREADS 3/4" BSP (FF)
AIR PRESSURE REGULATOR 0-12 BAR	240 200	241 201	242 202
COMBINED AIR FILTER AND PRESSURE REGULATOR	240 500	241 501	242 302 (Filter only)
AIR LUBRICATOR	240 400	241 401	242 402



240 200



241 501



242 402

753 110 - 950 358



CAM-LOCK ADAPTORS

Allow to fix a pump horizontally or vertically to grease bags, totes and other type of containers.

753 110 Male Cam-Lock adaptor

Fixes to the bottom end of the grease pump body. Fits any standard 3" female Cam-Lock connector.

950 358 Female Cam-Lock connector

Connection thread 3" BSP (F).

DRUM COVER ADAPTOR



360 133 Drum Cover adaptor

Allows to mount a bung fixed PM35 pump to a flange mount covers 418 026 and 418 017.

LOW AND MEDIUM PRESSURE VALVES

950 305	1/4" BSP (FF), 65 bar quarter turn valve
950 320	3/8" BSP (FF), 65 bar quarter turn valve
950 300	1/2" BSP (FF), 65 bar quarter turn valve

HIGH PRESSURE VALVES

950 304	1/2" BSP (FF), 500 bar quarter turn valve
950 328	3/4" BSP (FF), 400 bar quarter turn valve
950 329	1" BSP (FF), 350 bar quarter turn valve


AIR LINE SHUTOFF VALVES

950 318	Air valve, 3/8" BSP (FF)
950 319	Air valve, 1/2" BSP (FF)

950 304



741 604



Pump, follower plate, drum cover and drum are not included.

HOLD DOWN KITS

Allow to fix a 185 kg or a 50 kg drum to a lube truck bed when used together with drum covers 418 026 and 418 017.

741 604 Hold down kit

for 185 kg - 400 lb drums

For use with drum cover 418 026.

741 605 Hold down kit

for 50 kg - 129 lb drums

For use with drum cover 418 017.



Manufactured in NBR with a high density steel reinforcement braid. With two swaged nuts and male-male adaptors on both ends.

412 101, 1 m x 1/4". Working pressure: 400 bar. Connection threads: 1/4" BSP (MM).

412 190, 1.5 m x 1/4". Working pressure: 400 bar. Connection threads: 1/4" BSP (MM).

412 102, 2 m x 1/4". Working pressure: 400 bar. Connection threads: 1/4" BSP (MM).

412 103, 3 m x 1/4". Working pressure: 400 bar. Connection threads: 1/4" BSP (MM).

412 104, 4 m x 1/4". Working pressure: 400 bar. Connection threads: 1/4" BSP (MM).

412 391, 1.5 m x 3/8". Working pressure: 330 bar. Connection threads: 1/4" - 3/8" BSP (MM).

412 392, 1.5 m x 3/8". Working pressure: 330 bar. Connection threads: 3/8" BSP (MM).

412 390, 2 m x 3/8". Working pressure: 330 bar. Connection threads: 1/4" - 3/8" BSP (MM).

412 393, 3 m x 3/8". Working pressure: 330 bar. Connection threads: 1/4" - 3/8" BSP (MM).

412 394, 4 m x 3/8". Working pressure: 330 bar. Connection threads: 1/4" - 3/8" BSP (MM).

412 202, 1.8 m x 1/2". Working pressure: 275 bar. Connection threads: 1/2" BSP (MM).

412 203, 3 m x 1/2". Working pressure: 275 bar. Connection threads: 1/2" BSP (MM).

GREASE PUMP MOUNTING ACCESSORIES QUICK REFERENCE CHART

PUMP	PUMPMASTER 3	PUMPMASTER 35	PUMPMASTER 45			PUMPMASTER 60 ⁽¹⁾	
RATIO	55:1	60:1	25:1	40:1	70:1	12:1	80:1
BUNG ADAPTOR	410 000	609 106	(2)	(2)	(2)	(2)	(2)
CONNECTION HOSE KIT	412 910	534 600	534 103	534 103	534 103	539 009	534 103
DRUM COVER 185 KG	418 006	418 006	418 026	418 026	418 026	N/A	418 026
DRUM COVER 50 KG	418 004	418 004	N/A	418 017	418 017	N/A	418 017
HD FOLLOWER PLATE 185 KG	417 004	417 012	417 009	417 009	417 009	N/A	417 009
HD FOLLOWER PLATE 50 KG	417 002	417 014	N/A	417 011	417 011	N/A	417 011
CAM-LOCK ADAPTOR	N/A	N/A	N/A	753 110 ⁽³⁾	753 110 ⁽³⁾	753 110 ⁽³⁾	753 110 ⁽⁴⁾
CAM-LOCK CONNECTOR	N/A	N/A	N/A	950 358	950 358	950 358	N/A
AIR REGULATOR WITH GAUGE	240 200	241 201	241 201	241 201	241 201	241 201	241 201
AIR FILTER LUBRICATOR	240 500	241 501	241 501	241 501	241 501	241 501	241 501
FRL	240 000	241 001	241 001	241 001	241 001	241 001	241 001
AIRLINE SHUTOFF VALVE	950 321	950 319	950 319	950 319	950 319	950 319	950 319
FLUID SHUTOFF VALVE	950 304	950 304	950 328	950 304	950 304	950 328	950 304
AIR QUICK COUPLER	253 114	255 338	251 412	251 412	251 412	251 412	251 412
AIR QUICK CONNECTOR	259 014	251 438	255 312	255 312	255 312	255 312	255 312
AIR CONNECTION ACCESSORIES I.D.	1/4" - 6 mm	3/8" - 9.5 mm	1/2" - 12.5 mm	1/2" - 12.5 mm	1/2" - 12.5 mm	1/2" - 12.5 mm	1/2" - 12.5 mm

(1) PM60, 12:1 pump is only available for horizontal mount on tanks, totes and grease bags.

(2) Flange mounted pumps. No bung adaptor for fixing a pump to a cover.

(3) Included in short pumps for horizontal mount on tanks, totes and grease bags. Required for vertical mount on grease tanks (long pumps).

(4) For vertical mount on grease tanks only (long pumps).

INNOVATIVE CENTRAL FLOW TECHNOLOGY	54
DIRECTFLO® PUMP RANGE COMPARATIVE CHART	55
AIR OPERATED DIAPHRAGM PUMPS PLASTIC PUMPS	56
AIR OPERATED DIAPHRAGM PUMPS METAL PUMPS	57
FOUR-WAY EVACUATION VALVE AND AIR OPERATED DIAPHRAGM PUMPS - MIX PUMPS	58
AIR OPERATED DIAPHRAGM PUMP KITS	59
DIAPHRAGM PUMPS ACCESSORIES	61
AIR OPERATED PISTON PUMPS FOR FLUIDS	62



directflo
Central flow technology

INNOVATIVE CENTRAL FLOW TECHNOLOGY

Directflo® pumps are inside out pumps, the fluid is pumped through the centre of the pump and compressed air acts on the outside face of the diaphragms.

Important innovations were necessary to realise the central flow concept and, whilst developing Directflo®, further inventions were made that built on the central flow concept. A few highlights are described below.



03

OTHER FLUIDS
PUMPS




BETTER BY DESIGN



- QUICK AND SIMPLE MAINTENANCE
- REDUCED AIR CONSUMPTION
- COMPACT DESIGN
- SMOOTH RUNNING
- SUPERIOR ALL-ROUND PUMPING PERFORMANCE
- SIMPLE, RELIABLE & DURABLE
- ROBUST

FLUIDS HANDLED

- Oils
- Antifreeze, coolant
- Windshield wash
- Hydraulic fluids
- Brake fluid
- Diesel
- AdBlue®/DEF
- Water
- Waste oil
- Waste antifreeze



DIRECTFLO® PUMP RANGE COMPARATIVE CHART

FLUIDS HANDLED

- Oils.
- Antifreeze, coolant.
- Windshield wash.
- Hydraulic fluids.
- Diesel.
- AdBlue®/DEF.
- Water.
- Waste oil.
- Waste antifreeze.

MARKETS SERVED

- Car and truck dealers.
- Construction, mining.
- Rail way and mass transit.
- Lube trucks.
- Fleets.

- In-plant.
- Quick lubes.

03
**OTHER FLUIDS
PUMPS**


PLASTIC PUMPS

DIRECTFLO® SERIES	DC20	DF30	DF50	DF100	DP200
PUMP PRESSURE RATIO	1:1	1:1	1:1	1:1	1:1
MAXIMUM FREE DELIVERY⁽¹⁾	20 l/min	38 l/min	50 l/min	100 l/min	200 l/min
DELIVERY PER STROKE APPROX.⁽¹⁾	0.03 litres	0.07 litres	0.1 litres	0.25 l	0.50 l
DELIVERY PER CYCLE (2 X STROKES)⁽¹⁾	0.06 litres	0.14 litres	0.20 litres	0.50 l	1 l
AIR PRESSURE OPERATING RANGE	1.5 to 7 bar	1.5 to 8 bar	1.5 to 8 bar	1.5 to 8 bar	1.5 to 8 bar
SOLIDS IN SUSPENSION MAXIMUM SIZE	2 mm	3 mm	3 mm	4 mm	6 mm
MAXIMUM DRY SUCTION HEAD⁽¹⁾	2 m	4 m	6 m	4.5 m	5 m
MAXIMUM WET SUCTION HEAD⁽¹⁾	7 m	8 m	8 m	7 m	8 m
WEIGHT	1.2 kg	1.9 kg	2.2 kg	5.1 kg	10.5 kg
FLUID INLET CONNECTION	1/4" BSPP (F)	DF30: 1/2" BSP (F) DF30T: 2 x 3/8" BSP (F)	DF50: 1/2" BSP (F) DF50T: 2 x 3/8" BSP (F)	1" BSP (F)	DIN DN 25 and 1" ANSI flange
FLUID OUTLET CONNECTION	Int.: 1/4" BSPP (F) Ext.: 3/4" NPT (M)	1/2" BSP (F)	1/2" BSP (F)	1" BSP (F)	DIN DN 25 and 1" ANSI flange
AIR INLET CONNECTION	3/8" NPSM (F)	3/8" NPSM (F)	3/8" NPSM (F)	3/8" NPSM (F)	3/8" NPSM (F)

(1) Data measured with water, air inlet pressure 7 bar (100 psi), 20 °C (68 °F).



METAL PUMPS

DIRECTFLO® SERIES	DF50	DF100	DP200	DF250
PUMP PRESSURE RATIO	1:1	1:1	1:1	1:1
MAXIMUM FREE DELIVERY⁽¹⁾	50 l/min	100 l/min	200 l/min	250 l/min
DELIVERY PER STROKE APPROX.⁽¹⁾	0.1 litres	0.25 l	0.50 l	0.6 l
DELIVERY PER CYCLE (2 X STROKES)⁽¹⁾	0.2 litres	0.5 l	1 l	1.2 l
AIR PRESSURE OPERATING RANGE	1.5 to 8 bar	1.5 to 8 bar	1.5 to 8 bar	1.5 to 8 bar
SOLIDS IN SUSPENSION MAXIMUM SIZE	3 mm	4 mm	6 mm	6 mm
MAXIMUM DRY SUCTION HEAD⁽¹⁾	6 m	4.5 m	5 m	5 m
MAXIMUM WET SUCTION HEAD⁽¹⁾	8 m	7 m	8 m	8 m
WEIGHT	3.5 kg	7.2 kg	11.5 kg	20 kg
FLUID INLET CONNECTION	1/2" NPSM (F)	1" BSP (F)	1" BSPP (F)	1 1/2" BSP (F) and DIN PN-10 flange
FLUID OUTLET CONNECTION	1/2" BSP (F)	1" BSP (F)	1" BSPP (F)	1 1/2" BSP (F) and DIN PN-10 flange
AIR INLET CONNECTION	3/8" NPSM (F)	3/8" NPSM (F)	3/8" NPSM (F)	1/2" NPSM (F)

(1) Data measured with water, air inlet pressure 7 bar (100 psi), 20 °C (68 °F).



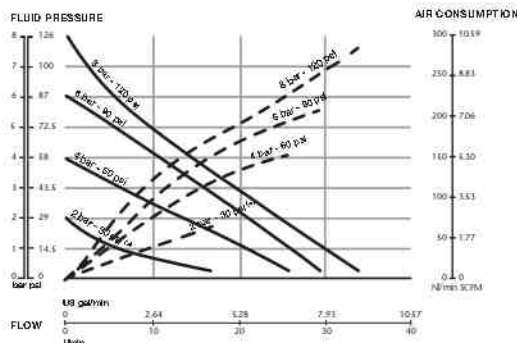
AIR OPERATED DIAPHRAGM PLASTIC PUMPS

Plastic pumps are adequate for indoor use and they can handle a wide range of fluids used for vehicle service. Pump air valve module and lateral pump covers are manufactured in polypropylene or conductive polypropylene depending on models.

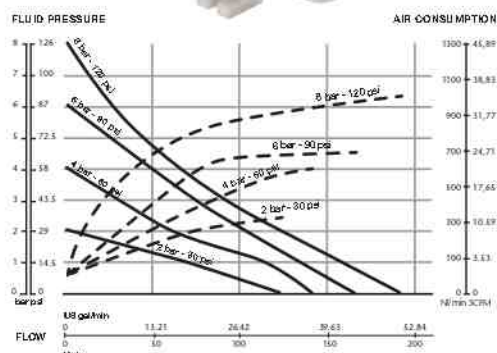
Typical applications are transferring and dispensing of windshield wash and antifreeze solutions, pure windshield wash and AdBlue®/DEF. They can be used as stand-alone pumps for transfer applications or as systems pumps in distribution systems that include hose reels. ATEX approved pumps are available for use in potential explosive environments and with flammable fluids like pure ethanol.

PUMP SIZE	PART NUMBER	PUMP BODY	DIAPHRAGMS	BALLS	OTHER WETTED PARTS	APPLICATIONS
DC20 (20 l/min)	556 115	Polypropylene	TPE	PTFE	FKM, Stainless steel	Antifreeze and windshield wash solutions, AdBlue®/DEF.
DF30 (38 l/min)	553 162	Conductive Polypropylene	PTFE	PTFE	FKM, Stainless steel	⚠ ATEX pump for pure ethanol, pure windshield wash
DF50 (50 l/min)	552 164	Polypropylene	TPE	PTFE	FKM, Stainless steel	Antifreeze and windshield wash solutions, AdBlue®/DEF
	552 162	Conductive Polypropylene	PTFE	PTFE	FKM, Stainless steel	⚠ ATEX pump for pure ethanol, pure windshield wash
DF100 (100 l/min)	551 164	Polypropylene	TPE	PTFE	FKM, Stainless steel	Antifreeze and windshield wash solutions, AdBlue®/DEF
	551 162	Conductive Polypropylene	PTFE	PTFE	FKM, Stainless steel	⚠ ATEX pump for pure ethanol, pure windshield wash
DP200 (200 l/min)	555 115	Polypropylene	TPE	PTFE	FKM, Stainless steel	Antifreeze and windshield wash solutions, AdBlue®/DEF

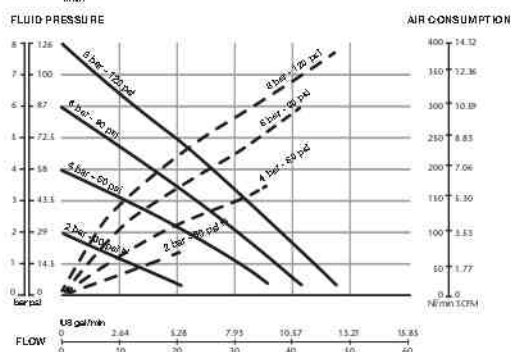
553 164



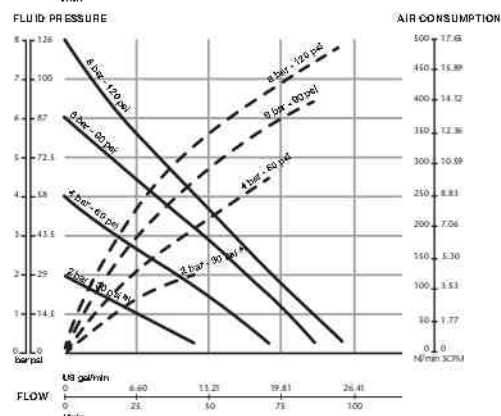
555 115



552 164



551 164



556 115



— Outlet pressure
 - - - Air consumption
 (*) 2 bar test with a PTFE (Teflon®) diaphragms pump.

AIR OPERATED DIAPHRAGM PUMPS - METAL PUMPS



AIR OPERATED DIAPHRAGM METAL PUMPS

Metal pumps are adequate for indoor and outdoor use and they can handle a wide range of fluids used for vehicle service. Pump air valve module and lateral pump covers are manufactured in aluminium.

Typical applications are transferring and dispensing of windshield wash, antifreeze solutions, lubricants and diesel, and for waste oil evacuation. They can be used as stand-alone pumps for transfer applications or as systems pumps in distribution systems that include hose reels.



03

OTHER FLUIDS
PUMPS

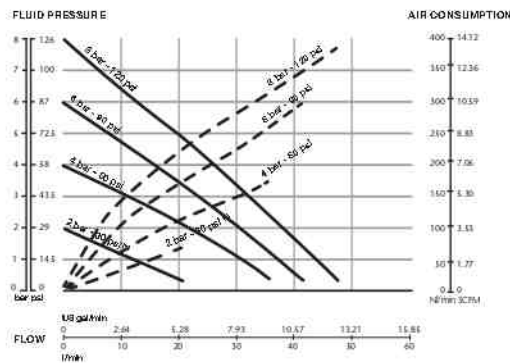
PUMP SIZE	PART NUMBER	PUMP BODY	DIAPHRAGMS	BALLS	OTHER WETTED PARTS	APPLICATIONS
DF50 (50 l/min)	552 010	Aluminium	TPE	Acetal	PTFE, NBR, Stainless steel	Antifreeze and windshield wash solutions, lubricants
DF100 (100 l/min)	551 010	Aluminium	TPE	Acetal	PTFE, NBR, Stainless steel	Antifreeze and windshield wash solutions, lubricants, diesel
	551 030	Aluminium	NBR	NBR	PTFE, Stainless steel	Special for waste oil and diesel evacuation (2)
DP200 (200 l/min)	555 010	Aluminium	TPE	Acetal	NBR, Stainless steel	Antifreeze and windshield wash solutions, lubricants, diesel
	555 030	Aluminium	NBR	Acetal	Stainless steel	Special for waste oil and diesel evacuation (2)
DF250 (250 l/min)	554 010	Aluminium	TPE	Acetal	NBR, Stainless steel	Antifreeze and windshield wash solutions, lubricants, diesel
	554 020	Aluminium	PTFE	Acetal	FKM, Stainless steel	Diesel (1)

(1) Some types of diesel include additives in their formulation that might not be compatible with TPE. PTFE diaphragms are recommended in this case.

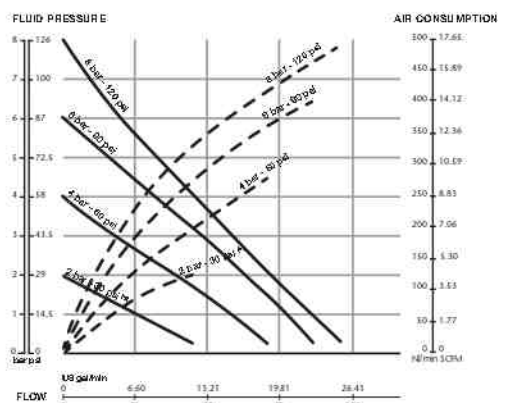
(2) Some types of diesel include additives in their formulation that might not be compatible with NBR.



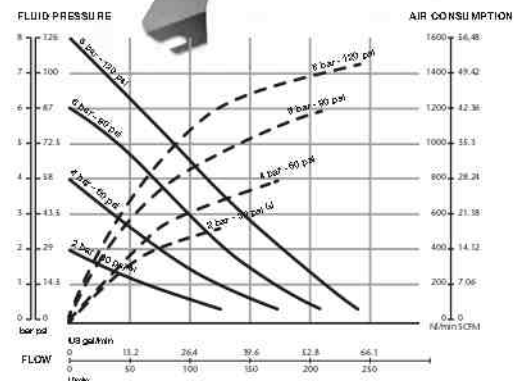
552 010



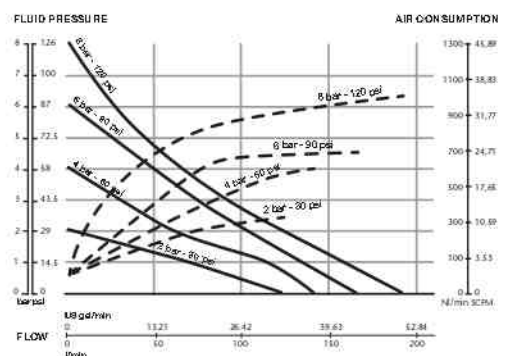
554 010



551 030
NBR diaphragms and valves.
Special for waste oil evacuation.



555 010



— Outlet pressure
--- Air consumption

(*) 2 bar test with a PTFE (Teflon®) diaphragms pump.
DF250 pump with a Hytrel® diaphragms.

FOUR-WAY EVACUATION VALVE AND AIR OPERATED DIAPHRAGM PUMPS - MIX PUMPS

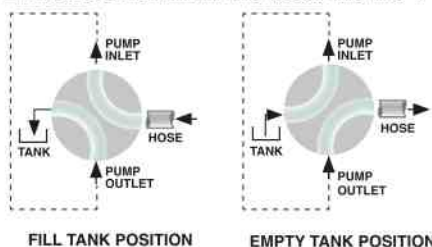
361 300

FOUR-WAY EVACUATION VALVE

361 300 Four-way evacuation valve simplifies plumbing and allow the use of one pump to pull and push waste fluids on/off their storage tank with the swing of a handle.

- Lube trucks
- Construction and mining
- Manufacturing facilities

The valve is manufactures in anodized aluminium and acetal and has 1" BSP (F) inlets and outlets.



FILL TANK POSITION

EMPTY TANK POSITION

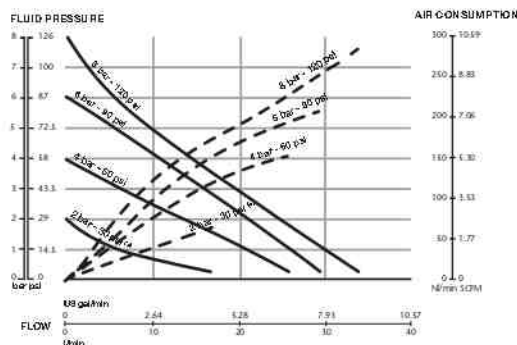


PLASTIC MIX PUMPS

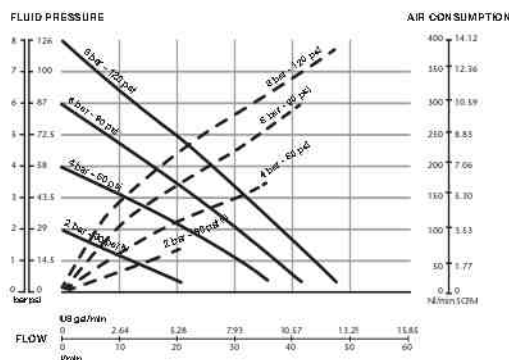
DF30T and DF50T plastic diaphragm pumps with a dual inlet for 1:1 ratio mixing of fluids with similar viscosities, like windshield wash or antifreeze with water. All dual inlet pumps have 2 x 3/8" BSP (F) inlet. All other technical features of these pumps are the same as the ones for the DF30 and DF50 pumps.

PUMP SIZE	PART NUMBER	PUMP BODY	DIAPHRAGMS	BALLS	OTHER WETTED PARTS	APPLICATIONS
DF30T (38 l/min)	553 124	Polypropylene	TPE	PTFE	FKM, Stainless steel	1:1 ratio water / windshield or antifreeze solutions
DF50T (50 l/min)	552 124	Polypropylene	TPE	PTFE	FKM, Stainless steel	1:1 ratio water / windshield or antifreeze solutions

553 124



552 124



— Outlet pressure
- - - Air consumption

(*) 2 bar test with a PTFE (Teflon®) diaphragms pump.

AIR OPERATED DIAPHRAGM PUMP KITS



AIR OPERATED DIAPHRAGM PUMP INSTALLATION KIT - DF50 SERIES

559 010 - 559 012

559 010 Air operated diaphragm pump installation kit for 205 l drum, totes or tanks, wall mounted

Applications:

Antifreeze, Windshield wash solutions, AdBlue®/DEF.

Kit includes:

552 164: DF50 diaphragm pump.

360 100: Wall bracket.

367 011: Suction hose with elbow, 3/4" BSP (M).

945 554: 3/4" BSP (M) - 1/2" BSP (M) adaptor.

362 910: Connection kit for fluid - air lines.

559 012 ATEX air operated diaphragm pump installation kit for 205 l drum, totes or tanks, wall mounted

Applications:

Antifreeze, Windshield wash solutions, AdBlue®/DEF, in explosive atmosphere.

Kit includes:

552 162: DF50 ATEX diaphragm pump.

360 100: Wall bracket.

367 011: Suction hose with elbow, 3/4" BSP (M).

945 554: 3/4" BSP (M) - 1/2" BSP (M) adaptor.

362 910: Connection kit for fluid - air lines.



AIR OPERATED DIAPHRAGM PUMP MOBILE UNIT - DF50 SERIES

557 011

557 011 Air operated diaphragm pump mobile unit with hose end meter

Kit includes:

552 164: DF50 diaphragm pump.

367 011: Suction hose with elbow, 3/4" BSP (M).

945 557: 3/8" BSP (M) - 1/2" BSP (M) adaptor.

362 103: 3 m Ø 1/2" fluid hose.

365 575: Hose end meter.

432 000: 205 l drum chart.

360 100: Wall bracket.

945 595: 3/4" BSP (M) - 3/8" BSP (M) adaptor.





557 100 Air operated diaphragm pump installation kit for 205 l drum, totes or tanks, wall mounted

Applications:

Lubricants, gear oils and other compatible fluids with wetted parts of the pump.

Kit includes:

- 551 030:** DF100 diaphragm pump.
- 360 101:** Wall bracket.
- 855 491:** Suction hose, Ø 1".
- 945 599:** 1" BSP (M) - 3/4" BSP (M) adaptor.
- 950 318:** 3/8" BSP (F) air valve.
- 239 002:** 3/8" BSP (MM) adaptor.
- 247 710:** Ø 3/8" L=1 m 3/8" BSP air hose.
- 362 303:** Ø 3/4" L= 3 m 3/4" BSP fluid hose.
- 950 303:** 3/4" BSP (H) hose valve.
- 251 438:** Air quick coupling.
- 255 338:** Air nipple.



557 101 ATEX air operated diaphragm pump installation kit for 205 l drum, totes or tanks, wall mounted

Applications:

Lubricants, gear oils and other compatible fluids with wetted parts of the pump in explosive atmosphere.

Kit includes:

- 551 017:** DF100 ATEX diaphragm pump.
- 360 101:** Wall bracket.
- 855 491:** Suction hose, Ø 1".
- 689 015:** 1" BSP (H) Bottom valve with brass filter.
- 950 318:** 3/8" BSP (F) air valve.
- 239 002:** 3/8" BSP (MM) adaptor.
- 247 710:** Ø 3/8" L=1 m 3/8" BSP air hose.
- 689 021:** Ø 1" L= 4 m 1" BSP (M) fluid hose.
- 361 000:** 1" BSP (F) aluminium nozzle.
- 251 438:** Air quick coupling.
- 255 338:** Air nipple.

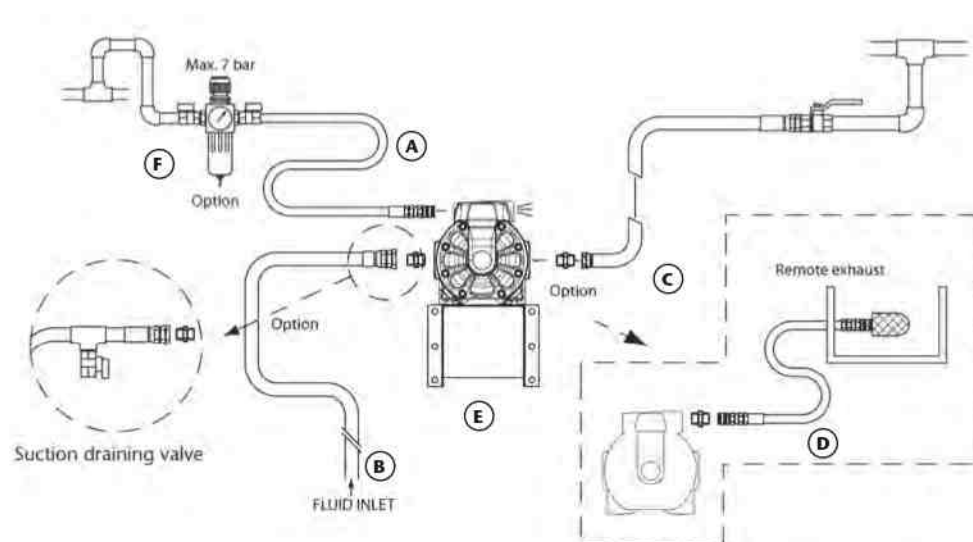
DIRECTFLO® PUMP MOUNTING SPECIFICATIONS

DIRECTFLO® SERIES	DC20	DF30	DF50 ⁽¹⁾	DF100 ⁽¹⁾	DP200 ⁽¹⁾	DF250
(A) AIR CONNECTION HOSE	3/8" - 9.5 mm	3/8" - 9.5 mm	3/8" - 9.5 mm	3/8" - 9.5 mm	3/8" - 9.5 mm	1/2" - 12.5 mm
(B) FLUID SUCTION HOSE	1/4" - 6.4 mm	1/2" - 12.5 mm	1/2" - 12.5 mm	1" - 25 mm	1" - 25 mm	1-1/2" - 38 mm
(C) FLUID DELIVERY HOSE	1/4" - 6.4 mm	1/2" - 12.5 mm	1/2" - 12.5 mm	3/4" - 19 mm / 1" - 25 mm	1" - 25 mm	1-1/2" - 38 mm
(D) AIR EXHAUST VENT HOSE	3/8" - 9.5 mm	3/8" - 9.5 mm Requires adapter 855 432	3/8" - 9.5 mm Requires adapter 855 432	3/8" - 9.5 mm Requires adapter 855 432	3/4" - 19 mm Requires adapter 558 562	1" - 25.4 mm
(E) WALL BRACKET	360 100	360 100	360 100	360 101	360 142	N/A ⁽²⁾
DRUM / TOTE BRACKET	N/A	360 137	360 137	360 137	N/A	N/A
(F) AIR FILTER AND PRESSURE REGULATOR ⁽³⁾	240 500	240 500	240 500	241 501	240 501	241 501
AIR PRESSURE REGULATOR ⁽³⁾	240 300	240 300	240 300	241 201	241 201	241 201
QUICK AIR COUPLER	253 138	253 138	253 138	253 138	253 138	251 412
ADDITIONAL SILENCER KIT	951 432	558 338	558 338	558 338	558 563	N/A
IBC CONNECTOR	N/A	560 901	560 901	560 901	560 901	N/A

(1) Metal and plastic pumps.

(2) Pump to be floor or tank mounted.

(3) Always place the air treatment element close to the air pipe. Connect air nipple to the pump.



558 338
SILENCER KIT



737 435
INLET FILTER



560 901
IBC CONNECTOR



361 300



CARBON STEEL FITTINGS		POLYPROPYLENE FITTINGS		CARBON STEEL LOW PRESSURE SHUT-OFF VALVES	
945 593	1/2" BSP (MM)	689 059	1/2" BSP (MM)	950 300	1/2" BSP (FF)
945 551	3/4" BSP (MM)	689 061	1/2" BSP (F) - 3/4" BSP (F)	950 303	3/4" BSP (FF)
945 555	1" BSP (MM)	689 062	1/2" BSP (M) - 3/4" BSP (F)	950 306	1" BSP (FF)
945 567	2" - 1-1/2" BSP (MM)	689 056	3/4" BSP (F) - 1" BSP (F)	950 312	1-1/2" BSP (FF)
945 681	1-1/2" - 1" BSP (MM)	689 055	1" BSP (FF)	950 320	3/8" BSP (FF) - AIR
945 552	1" - 3/4" BSP (MM)	689 060	1" BSP (MM)	4 WAY EVACUATION VALVE	
945 554	3/4" - 1/2" BSP (MM)	689 079	1-1/4" BSP (M) - 3/4" BSP (F)	361 300	4 x 1" BSP (F)
945 565	2" - 1" BSP (MF)	689 054	19 mm hose tail - 1/2" BSP (M)	POLYPROPYLENE INLET FILTERS	
945 670	1" - 3/4" BSP (MF)	689 058	19 mm hose tail - 3/4" BSP (F) L elbow	737 435	1-1/4" BSP (FF)
369 900	3/4" - 1/2" BSP (MF)	945 580	19 mm hose tail - 3/4" BSP (M)		
		689 045	19 mm hose tail - 1" (M)		
		689 072	19 mm hose tail - 1" (F)		
		689 046	25 mm hose tail - 1" (M)		
		689 073	25 mm hose tail - 1" (F)		

Use hoses and accessories compatible with the pumped fluid.



03
OTHER FLUIDS
PUMPS

PUMP MASTER®


	PUMPMaster 2		PUMPMaster 4
	NICKEL PROTECTED PUMP	STAINLESS STEEL PUMP	STAINLESS STEEL PUMP
PART NO.	332 120	331 120	333 120
PUMP TYPE	Universal stub pump	Universal stub pump; divorced	Universal stub pump; divorced
PUMP PRESSURE RATIO	1:1	1:1	3:1
EFFECTIVE AIR PISTON DIAMETER	35 mm (1 1/2")	35 mm (1 1/2")	60 mm (2 1/2")
PISTON STROKE	75 mm (3")	75 mm (3")	75 mm (3")
AIR PRESSURE OPERATING RANGE	1.5 to 10 bar (20 to 145 psi)	1.5 to 10 bar (20 to 145 psi)	1.5 to 10 bar (20 to 145 psi)
AIR INLET	1/4" BSP (F)	1/4" BSP (F)	3/8" BSP (F)
FLUID INLET	1" BSP (F)	1" BSP (F)	1" BSP (F)
FLUID OUTLET	3/4" BSP (F)	3/4" BSP (F)	3/4" BSP (F)
DELIVERY AT 100 CYCLES PER MINUTE	13.5 l/min - 3.6 gal/min	25 l/min - 6.6 gal/min	25 l/min - 6.6 gal/min
MAXIMUM FREE DELIVERY	55 l/min - 14.5 gal/min	38 l/min - 10 gal/min	40 l/min - 10.6 gal/min
WETTED MATERIALS	Nickel coated aluminium and steel, stainless steel, acetal, NBR, polyurethane	PTFE, Viton®, stainless steel	PTFE, Viton®, stainless steel
HEIGHT ADJUSTABLE BUNG ADAPTOR	Included	Included	Included

Air Operated Piston Pumps for Fluids accessory:
P.N. **331 110.002**, PVC suction tube for 205 l drums.

351 121


SPECIALITY PUMP
351 121 PUMPMaster 2, 1:1 pressure ratio suction pump

PumpMaster pump with 1:1 ratio with a modified air valve to allow a lower upward movement of the piston to improve pump suction capacity and avoid pump cavitation when suctioning fluids like waste oil through small diameter suction canes.

AdBlue®/DEF PUMPS KITS AND MOBILE UNITS - AIR OPERATED PUMPS	64
AdBlue®/DEF PUMPS KITS AND MOBILE UNITS - ELECTRIC PUMPS	65
AdBlue®/DEF PUMPS AND KITS - LEVER ACTION PUMPS	66
AdBlue®/DEF ACCESSORIES	67



What is AdBlue®/DEF?

AdBlue®/def is a solution of urea in demineralised water (32.5%) for diesel engines using SCR (Selective Catalytic Reduction) technology. This process reduces harmful emissions (NOx) and is used in a range of diesel vehicles from Trucks, Farm tractors and now the family diesel car.

AdBlue®/DEF PUMPS KITS AND MOBILE UNITS - AIR OPERATED PUMPS

AIR OPERATED PUMPS FOR AdBlue®/DEF - DIRECTFLO® SERIES



Air operated plastic DirectFlo® pumps for dispensing AdBlue®/DEF. Are adequate for indoor use. Pump air valve module and lateral pump covers are manufactured in conductive polypropylene. They can be used as stand-alone pumps for transfer applications or as systems pumps in distribution systems that include hose reels.

PUMP SIZE	PART NUMBER	PUMP BODY	DIAPHRAGMS	BALLS	OTHER WETTED PARTS
DF30 (38 l/min)	553 164	Polypropylene	TPE	PTFE	FKM, Stainless steel
DF50 (50 l/min)	552 164	Polypropylene	TPE	PTFE	FKM, Stainless steel
DF100 (100 l/min)	551 164	Polypropylene	TPE	PTFE	FKM, Stainless steel

557 950

AdBlue®/DEF PUMP KITS WITH AIR OPERATED PUMP - DIRECTFLO® SERIES

557 950 AdBlue®/DEF pump kit with air operated diaphragm pump, Directflo® Series, on drum with manual nozzle

Kit includes: 552 164 Air operated diaphragm pump, DF50, 50 l/min. 361 003.370 Manual nozzle (thermoplastic) for AdBlue®/DEF, 1" (F). 360 137 Pump bracket. 560 901 CSC quick coupling, Ø 19 mm hose barb connection. 930 507 EPDM hoses Ø 19 mm, 3 m + 1.5 m. 944 628 Clamp 26-29. 259 038 Male air nipple, 3/8" BSP (M). 689 045 Polypropylene fitting, Ø 19 mm, 1" BSP (M). 689 054 Polypropylene fitting, Ø 19 mm, 1/2" BSP (M). 689 055 Polypropylene fitting adaptor, 1/2" BSP (FF).

557 951 AdBlue®/DEF pump kit with air operated diaphragm pump, Directflo® Series, on drum with automatic nozzle

Same as 557 950 but with automatic nozzle (569 001).

559 011 AdBlue®/DEF pump kit with air operated diaphragm pump, Directflo® Series, on wall

Kit includes: 552 164 Air operated diaphragm pump, DF50, 50 l/min. 360 100 Wall bracket. 560 901 CSC quick coupling, Ø 19 mm hose barb connection. 930 507 EPDM hose Ø 19 mm, 5 m. 246 010, 1 m hose, thread 1/4" BSP (H). 944 627 Clamp 19 mm. 253 114 Automatic quick coupling 1/4" BSP (F). 259 014 Automatic quick coupling 1/4" BSP (M). 945 516 Connection adaptor 1/2" BSP (M) -1/4" BSP (F). 689 047 Polypropylene hose tail connection kits, Ø 19 mm, 1" BSP (M) with connection clamps. 689 054 Polypropylene fitting, Ø 19 mm, 1/2" BSP (M).

AdBlue®/DEF MOBILE DISPENSER UNITS

AdBlue®/DEF mobile dispenser units for drums with Directflo® pump, digital meter, nozzle and optionally hose reel.



PART No.	PUMP	REEL	BRACKET	NOZZLE	METER	SUCTION ACCESSORIES	TROLLEY
557 952	Diaphragm pump, DF30 Series (553 164)	Air, 15 m (500 115)	For pump and reel	Automatic (569 005)	PVC In-line meter (366 010)	Hoses and accessories	Heavy-Duty 205 litre drum trolley (432 814)
557 953	Diaphragm pump, DF30 Series (553 164)	-	For pump and reel	Automatic (569 005)	PVC In-line meter (366 010)	Hoses and accessories	Heavy-Duty 205 litre drum trolley (432 814)

AdBlue®/DEF PUMPS KITS AND MOBILE UNITS - ELECTRIC PUMPS



ELECTRIC PUMPS FOR AdBlue®/DEF - SOLURA SERIES

560 224

12 and 24 VDC and 230 V 50 Hz AC multi-diaphragm pumps with no mechanical seals designed for dispensing AdBlue®/DEF. Pumps are self priming and have a by-pass valve. Electric motors have IP55 protection and include on/off switch, fuse and 2 m cable with crocodile clamps (DC pumps) or plug (AC pumps).

Inlet/outlet connection: 1" BSP (M).

Maximum suction lift: 1.8 m.

Maximum delivery pressure: 1.6 bar.

Maximum delivery: up to 32 l/min.

PART No.	POWER SUPPLY	ELECTRIC MOTOR POWER	MAXIMUM DELIVERY
560 230	230 V 50 Hz AC	400 W	30 l/min
560 215	120 VAC	500 W	30 l/min
560 224	24 VDC	310 W	32 l/min
560 212	12 VDC	260 W	32 l/min



04

AdBlue®/DEF
PUMPS

AdBlue®/DEF PUMP KITS WITH ELECTRIC PUMP - SOLURA SERIES

560 304

All kits include 4 m x 19 mm EPDM delivery hose and the accessories listed in the following table:



PART No.	POWER SUPPLY	APPLICATION	PUMP	BRACKET	NOZZLE	METER	SUCTION ACCESSORIES
560 301	230 VAC	IBCs and drums	560 230	360 137	361 001.370 manual		1 m hose and CSC connector
560 302	230 VAC	IBCs and drums	560 230	360 137	361 001.370 manual	366 760	1 m hose and CSC connector
560 303	230 VAC	IBCs and drums	560 230	360 137	569 000 automatic		1 m hose and CSC connector
560 304	230 VAC	IBCs and drums	560 230	360 137	569 000 automatic	366 760	1 m hose and CSC connector
560 300	230 VAC	IBCs and drums	560 230		361 001.370 manual		2.5 m hose and foot valve
560 310	12 VDC	IBCs and drums	560 212		361 001.370 manual		2.5 m hose and foot valve
560 320	24 VDC	IBCs and drums	560 224		361 001.370 manual		2.5 m hose and foot valve

AdBlue®/DEF MOBILE DISPENSER UNITS

560 307

AdBlue®/DEF mobile dispenser units for drums with SOLURA Series electrical pump, digital meter, nozzle and optionally cable reel.



PART No.	PUMP	REEL	BRACKET	NOZZLE	METER	SUCTION ACCESSORIES	TROLLEY
560 307	Electric pump Solura Series	Cable, 15 m (612 100)	For pump and reel	Automatic (569 005)	PVC In-line meter (366 010)	Hoses and accessories	Heavy-Duty 205 litre drum trolley (432 814)
560 308	Electric pump Solura Series	-	For pump and reel	Automatic (569 005)	PVC In-line meter (366 010)	Hoses and accessories	Heavy-Duty 205 litre drum trolley (432 814)

AdBlue®/DEF PUMPS AND KITS - LEVER ACTION PUMPS

LEVER ACTION PUMPS FOR AdBlue®/DEF

Polypropylene Lever Action Pump (EPDM seals) kit suitable for AdBlue® 205 litre drums mounting.



300 006.001



300 006.002

PART No.	DESCRIPTION	NOZZLE	ADAPTOR
300 006.001	Lever pump kit c/w 2 m PVC Hose	-	None
300 006.002	Lever pump kit c/w 2 m PVC Hose	-	2" BSP-Trisure (M)

Drum not included



560 905

PART No.	DESCRIPTION	NOZZLE	CONNECTION
560 905	Gravity feed Kit c/w 3 m PVC Hose	Manual	S60 x 6 swivel IBC connector
560 905.001	Gravity feed Kit c/w 3 m EPDM Hose	Manual	S60 x 6 swivel IBC connector

AdBlue®/DEF PUMP KITS WITH LEVER ACTION PUMP

Polypropylene lever action pump (EPDM seals) mounted on the side of an IBC 1,000 litre container.

PART No.	DESCRIPTION	NOZZLE
300 010	IBC mounted pump kit c/w 2 m PVC Hose	-
300 902	IBC mounted Pump Kit c/w 1 m EPDM Hose	Manual

IBC Containers not included.



300 902



300 010

AdBlue®/DEF ELECTRONIC LINE METERS

366 010

366 010 AdBlue®/DEF oval gear meter, 1/2" BSP (F)

Oval gear meter manufactured in PVC, stainless steel and acetal for AdBlue®/DEF. Digital display, works with two AAA alkaline batteries. Inlet/outlet thread 1/2" BSP (F). Flow rate: 1-50 l/min.

366 760 AdBlue®/DEF meter, 1" BSP (MM)

Digital line meters provided with metering chamber with turbine system, electronic display, reset button, partial metering function (99.999 l), resettable totalizer (999.999), calibration function. Flow rate: 8-110 l/min. Max. pressure: 10 bar. Precision: +/- 1%. Power supply: 2 x 1,5 V batteries.

366 976 AdBlue®/DEF meter with a stainless steel female adaptor, 1" BSP (FM)

366 761 AdBlue®/DEF meter with a 2 stainless steel female adaptors, 1" BSP (FF)

689 055 Polypropylene thread adaptor, 1" BSP (FF)

945 708 Stainless steel thread adaptor, 1" BSP (FF)



04

AdBlue®/DEF
PUMPS

AdBlue®/DEF NOZZLES

569 000

AdBlue®/DEF nozzles with stainless steel and thermoplastic versions available. Depending on the model they can be manual or automatic, with spike or thread connection.

361 003.370 Manual (thermoplastic), 90 l/min, 1" BSP (F) inlet thread

361 002.370 Manual (thermoplastic), 90 l/min, Ø 25 mm inlet hose barb

361 001.370 Manual (thermoplastic), 90 l/min, Ø 19 mm inlet hose barb

569 000 Automatic (stainless steel), 45 l/min, Ø 19 mm inlet hose barb

569 001 Automatic (stainless steel/polypropylene), 45 l/min, Ø 19 mm inlet hose barb

SPECIAL FOR PASSENGER CARS

569 005 Automatic (stainless steel/polypropylene), 10 l/min, Ø 19 mm inlet hose barb

569 006 Automatic (stainless steel/polypropylene), 5 l/min, 1" BSP (M) inlet thread

Integrated mis-filling prevention (Elaflex).



AdBlue®/DEF HOSES

930 507

EPDM HOSES

Service EPDM hoses for AdBlue®/DEF transferring or suction, sold in bulk (minimum 1 m).

930 507, Ø 19 mm / 1 m EPDM hose

930 505, Ø 13 mm / 1 m EPDM hose

PVC HOSES

Transparent suction hoses made of reinforced PVC for AdBlue®/DEF transferring.

689 030, 2 m x PVC suction hose Ø 25 mm

With swaged terminals and foot valve 689 042, 1" BSP (M).

689 031, 4 m x PVC suction hose Ø 25 mm

With swaged terminals and foot valve 689 042, 1" BSP (M).

932 025, 1 m hose PVC Ø 25 mm in bulk

(Minimum 1 m).



AdBlue®/DEF ACCESSORIES

689 042 Polypropylene foot valve with filter. 1" BSP (F)

560 903 Polypropylene foot valve. 1" BSP (F)

689 041 Polypropylene filter for suction hose, Ø 25 mm hose barb connection

689 047 Polypropylene hose tail connection kits, Ø 19 mm. 1" BSP (M), with connection clamps

689 048 Polypropylene hose tail connection kits, Ø 25 mm. 1" BSP (M), with connection clamps

560 901 CSC quick coupling, Ø 19 mm hose barb connection

560 902 Suction tube for CSC connection. With 2" BSP (M) connection

560 906 Suction tube for CSC connection. With 2" TRISURE connection

560 904 1" BSP (F) check valve

360 137 Universal pump bracket

Allows fixing a pump onto a 205 litre drum or to a 1,000 litre IBC container with carrying handle and drip pocket.



689 041



560 901



360 137

HOSE REEL MOUNTING RECOMMENDATIONS	71
RM-12 DOUBLE PEDESTAL DOUBLE ARM HOSE REELS	72
RM-12S SINGLE ARM ALUMINIUM HOSE REELS	73
RM-12CL INDIVIDUALLY ENCLOSED HOSE REELS	74
RM-12L HEAVY-DUTY HOSE REELS	75
RM-34 HEAVY-DUTY HOSE REELS	76
RM-100 HEAVY-DUTY LARGE CAPACITY HOSE REELS	77
RM-150 HEAVY-DUTY LARGE DELIVERY HOSE REELS	78
STAINLESS STEEL REEL AND COMPACT REELS FOR AIR AND CABLE	79
HOSE REEL KITS	80
HOSE REEL ACCESSORIES	83





SAMOA hose reels, used around the world, are designed to be premium quality fluid reels. Hose reels are adaptable to wall, floor or ceiling mounting, individually or in banks. They are available for high, medium and low pressure applications. Different hose capacities for maximum flexibility in selecting a hose reel assembly to match any specific need. SAMOA hose reels are designed with non-restrictive fluid passages and the right hose diameter for each application to provide the quickest material delivery.

SAMOA hose reels are spring-powered and self-retracting; a latch locks the reel at desired length and a slight pull releases latch, and the hose retracts smoothly onto reel. Hose guide arm can be placed in different positions to accommodate any method of mounting and allow hose to be automatically removed or retracted without kinking, reducing strain on hose and minimizing the possibility of hose damage.

REEL MASTER®

COMPRESSED AIR • WATER • DIESEL • LUBRICANTS • ANTIFREEZE • WINDSHIELD WASH • GREASE • AdBlue®/DEF®

ADVANTAGES OF THE USE OF HOSE REELS

- Increased productivity.
- Reduced wear and increased life of hoses.
- Simple hose handling and storage.
- Lower risk of accidents as hose reels keep hoses out of the floor.
- Work environment improvement.

ALL SAMOA REELS HAVE

- Superior power spring life. Special fatigue resistant steel spring guarantees long life and trouble free operation and provides even tension at every point, when pulling or retracting hose.
- HEAVY-DUTY ratchet, with large effective radial latching area for an easier and user-friendly operation.
- Metal arms, enclosures, base and spool are epoxy powder coated for increased wear resistance.
- SAMOA only uses high quality hoses, specially formulated for use in hose reels.

HOSE SPECIFICATIONS

Compressed air, low pressure water - SBR black rubber with single textile reinforcement braid and zinc plated fittings.

Oil, antifreeze solutions - NBR black rubber with single steel reinforcement steel braid and zinc plated fittings.

High pressure grease - NBR black rubber with single steel reinforcement high density braid and zinc plated fittings.

Windshield wash solutions, AdBlue®/DEF - EPDM hose with single textile reinforcement braid and stainless steel fittings.

High pressure water: SBR black rubber with single steel reinforcement braid and zinc plated fittings.

SAMOA offers a wide range of brackets, racks and stands for mounting hose reels. A properly installed hose reel has an inlet hose to prevent vibration transfer to the reel. A shut off valve is recommended at the inlet to allow the isolation of each reel for servicing.

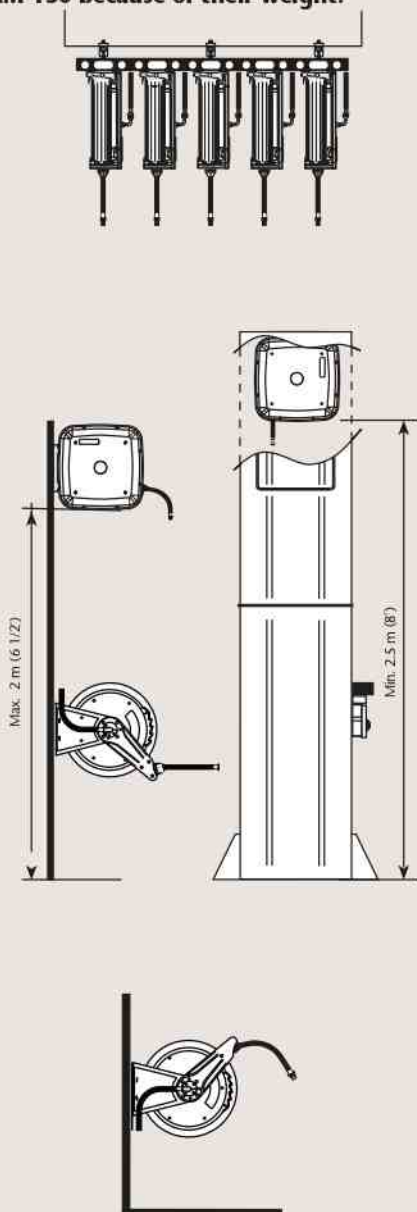
HOSE REEL MOUNTING RECOMMENDATIONS

- Install reels as high as possible when mounted to wall or ceiling. Minimum height from the lowest reel point to the floor must be 2.5 m (8').
- Always avoid lateral pulls of hose. In case they cannot be avoided, and for single reel installations, use a pivoting bracket.
- Hose reels allow positioning the hose outlet in different positions. Always choose the one that allows a tangential unwind of the hose.
- A shut off valve shall be installed at the inlet hose to allow the isolation of each reel for service purposes.

CEILING MOUNT

Use this position whenever the hose is pulled perpendicularly to the mounting surface. Typical use is when the reel is mounted to a ceiling, a hose reel stand 360 160 or 360 165, or inside lubrication pits. This position can also be used when the reel is mounted to a wall at a maximum height of 2 m. In these two cases the use of a pivoting bracket 360 111 is recommended to reduce torque when the reel is submitted to lateral pulls.

Position not valid for reels RM-100 and RM-150 because of their weight.

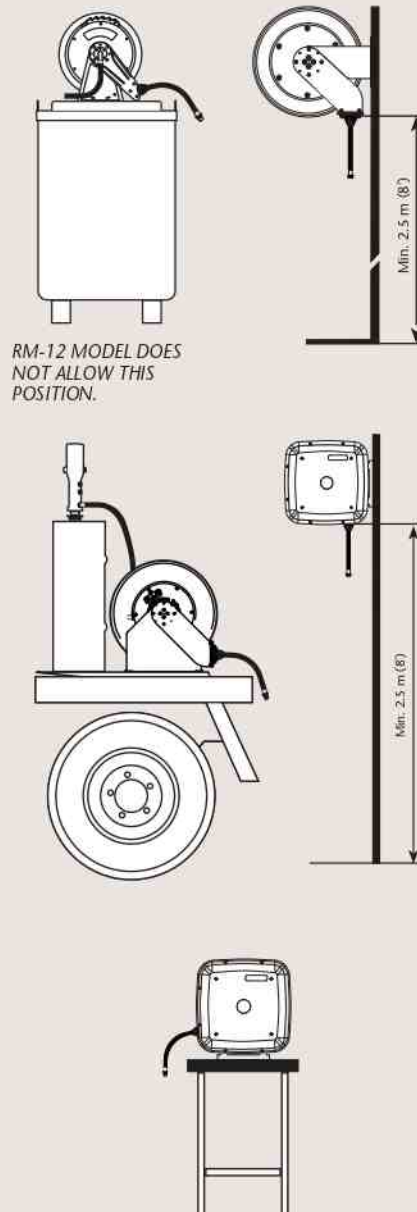


MOUNTING EXAMPLES FOR ALL RM-12 SERIES AND RM-34 REELS.

REAR ROLLER FLOOR MOUNT

Use this position whenever the hose is pulled tangentially to the mounting surface. Typical use are on lube trucks and tanks. When mounted to a wall, this position has the advantage that the hose lays close to the wall, it does not represent an obstacle and the torque on the outlet arm created when the hose is pulled laterally is minimum.

Because of their weight, RM-100 and RM-150 reels shall not be mounted to a wall.



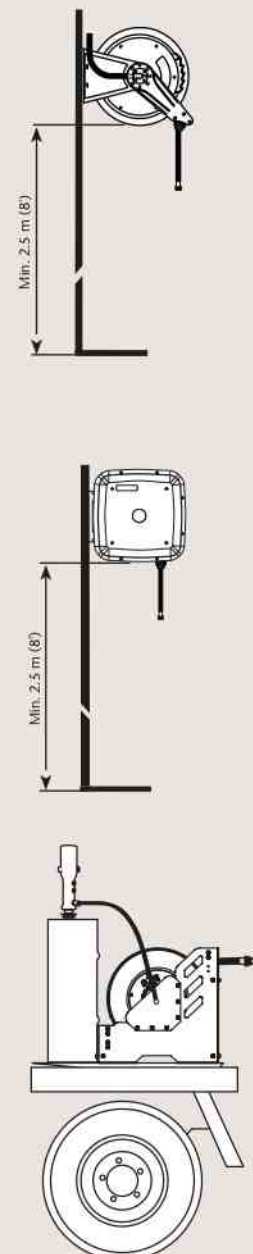
RM-12 MODEL DOES NOT ALLOW THIS POSITION.

MOUNTING EXAMPLES OF ALL RM-12 SERIES, RM-34 REELS, RM-100 AND RM-150 REELS.

SIDE ROLLER MOUNT

Use this position whenever the hose is pulled parallel to the mounting surface. Typical use are on tanks, lube trucks, workbenches, etc. It can also be mounted to a wall at a minimum height of 2.5 m – 8.20', however it might create an obstacle in the shop because the hose is further out from the wall. Additionally, increased torque on the arm with lateral pulls might require using a pivoting bracket 361 111.

Because of their weight, RM-100 and RM-150 reels shall not be mounted to a wall.



MOUNTING EXAMPLES OF ALL RM-12 SERIES, RM-34 REELS, RM-100 AND RM-150 REELS.

501 200

10 METERS MAXIMUM HOSE CAPACITY

Full metal hose reels, can handle up to 10 m x 1/2" hose.

FLUIDS HANDLED

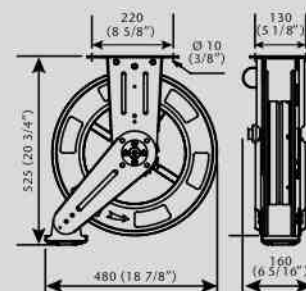
- Air.
- Water.
- Antifreeze Solutions.
- Synthetic and Mineral Oils.
- Grease.

MARKETS / APPLICATIONS

- Car and truck dealers.
- Service shops.
- General manufacturing.
- Service stations.
- Quick lubes.

MOUNTING

- Floor.
- Wall.
- Ceiling.
- Tank.



Dimensions mm (inches)

- Fatigue resistant steel spring for years of durable performance and even load when pulling and recoiling the hose.
- Full metal double pedestal arm construction, epoxy powder coated for increased wear resistance.
- Forged brass shaft ensures a leak free operation.
- Hose reels with hose include 0.8 m inlet hose.



Reel with arms in ceiling mounting position.

PART No.	BARE REEL	HOSE IN Ø	HOSE LENGTH	CONNECTING HOSE INLET	DELIVERY HOSE OUTLET	PRESSURE RATING	WEIGHT (With hose)
AIR - WATER - ANTIFREEZE SOLUTIONS							
501 100	501 198	3/8"	10 m	1/2" BSP (M)	1/4" BSPT (M)	20 bar	17.9 kg
MINERAL AND SYNTHETIC LUBRICANTS							
501 200	501 298	1/2"	10 m	1/2" BSP (M)	1/2" BSP (M)	160 bar	20 kg
GREASE							
501 300	501 398	1/4"	10 m	1/2" BSP (M)	1/4" BSP (M)	400 bar	19.2 kg

(1) Bare reels include hose stopper and adaptors for connecting flow delivery and inlet hoses.

15 METERS MAXIMUM HOSE CAPACITY

506 202

FLUIDS HANDLED

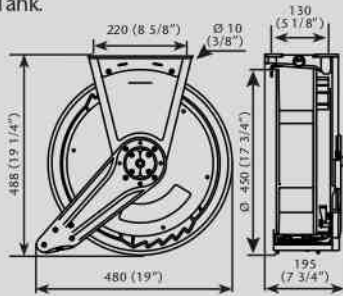
- Air.
- Water.
- Antifreeze and Windshield Wash Solutions.
- High Pressure Hot Water.
- Synthetic and Mineral Oils.
- AdBlue®/DEF.
- Grease.

MARKETS / APPLICATIONS

- Car and truck dealers.
- Service shops.
- Fleets.
- General manufacturing.
- Service stations.
- Lube trucks.
- Quick lubs.

MOUNTING

- Floor.
- Wall.
- Ceiling.
- Tank.



Dimensions mm (inches)

Aluminium base and arms with composite spool hose reels, can handle up to 15 m x 1/2" hose.



05

HOSE REELS

PART No.	BARE REEL	HOSE IN Ø	HOSE LENGTH	CONNECTING HOSE INLET	DELIVERY HOSE OUTLET	PRESSURE RATING	WEIGHT (With hose)
AIR - WATER - ANTIFREEZE SOLUTIONS							
506 101	506 910	3/8"	10 m	3/8" BSP (M)	3/8" BSP (M)	20 bar	12.1 kg
506 121	506 912	3/8"	15 m	3/8" BSP (M)	3/8" BSP (M)	20 bar	14.2 kg
506 122	506 919	1/2"	15 m	1/2" BSP (M)	1/2" BSP (M)	20 bar	14.9 kg
WINDSHIELD AND WINDSHIELD WASH SOLUTIONS - AdBlue®/DEF - DETERGENTS							
506 762	506 976	1/2"	10 m	1/2" BSP (M)	1/2" BSP (M)	20 bar	13 kg
506 782	506 978	1/2"	15 m	1/2" BSP (M)	1/2" BSP (M)	20 bar	15.5 kg
SYNTHETIC AND MINERAL OILS							
506 202	506 920	1/2"	10 m	1/2" BSP (M)	1/2" BSP (M)	160 bar	12.6 kg
506 222	506 922	1/2"	15 m	1/2" BSP (M)	1/2" BSP (M)	160 bar	14.9 kg
506 212*	506 921	1/2"	15 + 3 m	1/2" BSP (M)	1/2" BSP (M)	160 bar	15.7 kg
WASTE OIL SUCTION							
506 503	506 950	5/8"	6 m	1/2" BSP (M)	1/2" BSP (M)	Vacuum	13.3 kg
GREASE AND HYDRAULIC FLUID							
506 300	506 930	1/4"	10 m	1/4" BSP (M)	1/4" BSP (M)	400 bar	12.4 kg
506 301	506 934	3/8"	10 m	3/8" BSP (M)	1/4" BSP (M)	400 bar	12.9 kg
506 321	506 936	3/8"	15 m	3/8" BSP (M)	1/4" BSP (M)	400 bar	16 kg
506 311*	506 935	3/8"	15 + 3 m	3/8" BSP (M)	1/4" BSP (M)	400 bar	17 kg
HIGH PRESSURE HOT WATER (UP TO 100 °C)							
506 421	506 942	3/8"	15 m	3/8" BSP (M)	1/4" BSP (M)	170 bar	15.1 kg

*15 + 3 m models shall be used in installations allowing a minimum of 3 m of hose hanging from the reel.

- Aluminium base and guide arm provide the rigidity to withstand the most demanding applications while offering a reduced weight for easy installation.
- Fatigue resistant steel spring for years of durable performance and even load when pulling and recoiling the hose.
- Full port shaft and swivel for no restrictions.
- Spool mounted on two permanent lubricated and sealed ball bearings to reduce torque load on spring for smooth retraction and longer life.
- Large effective radial latching area for easier operation.
- Six roller guide outlet prevents hose pinching and reduces friction.
- Hose guide arm can be placed in different positions to accommodate any method of mounting.
- Hose reels with hose include 0.8 m inlet hose.



Reel with arms in ceiling mounting position.

507 202

15 METERS MAXIMUM HOSE CAPACITY

Aluminium enclosure with composite spool hose reels, can handle up to 15 m x 1/2" hose.


FLUIDS HANDLED

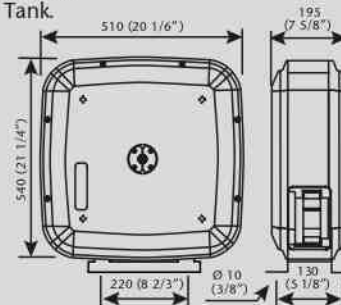
- Air.
- Water.
- Antifreeze and Windshield Wash Solutions.
- High Pressure Hot Water.
- Synthetic and Mineral Oils.
- AdBlue®/DEF.
- Grease.

MARKETS / APPLICATIONS

- Car and truck dealers.
- Service shops.
- Fleets.
- General manufacturing.
- Service stations.
- Lube trucks.
- Quick lubes.

MOUNTING

- Floor.
- Wall.
- Ceiling.
- Tank.



Dimensions mm (inches)

- Corrosion resistant aluminium enclosure form a very rigid and stable structure, with light weight and attractive design.
- Fatigue resistant steel spring for years of durable performance and even load when pulling and recoiling the hose.
- Full port shaft and swivel for no restrictions.
- Spool mounted on two permanent lubricated and sealed ball bearings to reduce torque load on spring for smooth retraction and longer life.
- Large effective radial latching area for easier operation.
- Positionable mounting brackets to accommodate any method of mounting.
- Two large lateral service windows facilitate common maintenance operations.
- Hose reels with hose include 0.8 m inlet hose.



Reel with arms in ceiling mounting position.

PART No.	BARE REEL	HOSE IN Ø	HOSE LENGTH	CONNECTING HOSE INLET	DELIVERY HOSE OUTLET	PRESSURE RATING	WEIGHT (With hose)
AIR - WATER - ANTIFREEZE SOLUTIONS							
507 101	507 910	3/8"	10 m	3/8" BSP (M)	3/8" BSP (M)	20 bar	18.4 kg
507 121	507 912	3/8"	15 m	3/8" BSP (M)	3/8" BSP (M)	20 bar	20.7 kg
507122	507 919	1/2"	15 m	1/2" BSP (M)	1/2" BSP (M)	20 bar	21.4 kg
WINDSHIELD AND WINDSHIELD WASH SOLUTIONS - AdBlue®/DEF - DETERGENTS							
507 762	507 976	1/2"	10 m	1/2" BSP (M)	1/2" BSP (M)	20 bar	19 kg
507 782	507 978	1/2"	15 m	1/2" BSP (M)	1/2" BSP (M)	20 bar	20.5 kg
SYNTHETIC AND MINERAL OILS							
507 202	507 920	1/2"	10 m	1/2" BSP (M)	1/2" BSP (M)	160 bar	18.9 kg
507 222	507 922	1/2"	15 m	1/2" BSP (M)	1/2" BSP (M)	160 bar	21.4 kg
507 212*	507 921	1/2"	15 + 3 m	1/2" BSP (M)	1/2" BSP (M)	160 bar	22.2 kg
WASTE OIL SUCTION							
507 503	507 950	5/8"	6 m	1/2" BSP (M)	1/2" BSP (M)	Vacuum	19.1 kg
GREASE AND HYDRAULIC FLUID							
507 300	507 930	1/4"	10 m	1/4" BSP (M)	1/4" BSP (M)	400 bar	18.8 kg
507 301	507 934	3/8"	10 m	3/8" BSP (M)	1/4" BSP (M)	400 bar	19.5 kg
507 321	507 936	3/8"	15 m	3/8" BSP (M)	1/4" BSP (M)	400 bar	22.6 kg
507 311*	507 935	3/8"	15 + 3 m	3/8" BSP (M)	1/4" BSP (M)	400 bar	23.6 kg
HIGH PRESSURE HOT WATER (UP TO 100 °C)							
507 421	507 942	3/8"	15 m	3/8" BSP (M)	1/4" BSP (M)	170 bar	22.2 kg

*15 + 3 m models shall be need in installations allowing a minimum of 3 m of hose hanging from the reel.

15 METERS MAXIMUM HOSE CAPACITY

504 250

FLUIDS HANDLED

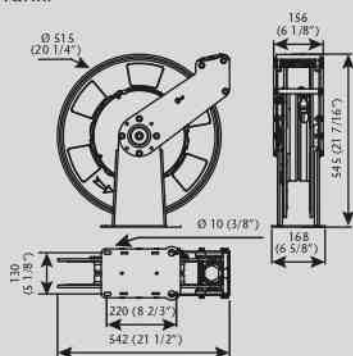
- Air.
- Water.
- Antifreeze and Windshield Wash Solutions.
- High Pressure Hot Water.
- Synthetic and Mineral Oils.
- Grease.

MARKETS / APPLICATIONS

- Car and truck dealers.
- Service shops.
- Fleets.
- Lube trucks.
- Mining and construction.
- Railroad and mass transit.
- General manufacturing.

MOUNTING

- Floor.
- Wall.
- Ceiling.
- Tank.



Dimensions mm (inches)

Full metal Intensive Duty double pedestal hose reels, with hose capacity up to 15 m x 1/2" hose.



- Very tough construction able to stand regular use and abuse in Intensive Duty applications.
- Fatigue resistant steel spring for years of durable performance and even load when pulling and recoiling the hose.
- Full port shaft and swivel for no restrictions.
- Spool mounted on two permanent lubricated and sealed ball bearings to reduce torque load on spring for smooth retraction and longer life.
- Large effective radial latching area for easier operation.
- Hose guide arm can be placed in different positions to accommodate any method of mounting.
- Narrow footprint allows accommodating more reels on the same surface.
- Hose reels with hose include 0.8 m inlet hose.

PART No.	BARE REEL	HOSE IN Ø	HOSE LENGTH	CONNECTING HOSE INLET	DELIVERY HOSE OUTLET	PRESSURE RATING	WEIGHT (With hose)
AIR - WATER - ANTIFREEZE SOLUTIONS							
504 150	504 159	1/2"	15 m	1/2" BSP (M)	1/2" BSP (M)	20 bar	24 kg
SYNTHETIC AND MINERAL OILS							
504 250	504 259	1/2"	15 m	1/2" BSP (M)	1/2" BSP (M)	160 bar	24 kg
GREASE AND HYDRAULIC FLUID							
504 350	504 359.001	1/4"	15 m	1/4" BSP (M)	1/4" BSP (M)	400 bar	27.5 kg
504 351	504 359	3/8"	15 m	3/8" BSP (M)	1/4" BSP (M)	400 bar	26 kg
HIGH PRESSURE HOT WATER (UP TO 100 °C)							
504 450	504 459	3/8"	15 m	3/8" BSP (M)	1/4" BSP (M)	170 bar	26 kg



Reel with arms in ceiling mounting position.

Full metal, Intensive Duty double pedestal hose reels with hose capacity up to 15 m x 3/4" and 20 m x 1/2" hose.



FLUIDS HANDLED

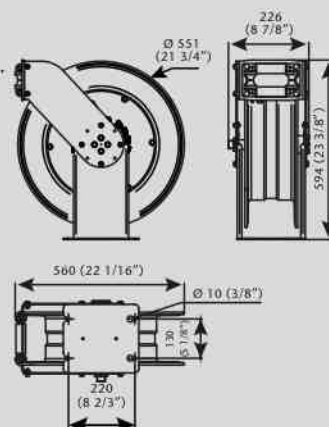
- Air.
- Water.
- Antifreeze and windshield wash solutions.
- Synthetic and mineral oils.
- AdBlue®/DEF.
- Waste Oil Evacuation.
- Diesel.
- Grease.

MARKETS / APPLICATIONS

- Truck dealers.
- Service shops.
- Fleets.
- Lube trucks.
- Mining and construction.
- Railroad and mass transit.
- General manufacturing.

MOUNTING

- Floor.
- Wall.
- Ceiling.
- Tank.



Dimensions mm (inches)

- Very tough construction able to stand regular use and abuse in Intensive Duty applications.
- Fatigue resistant steel spring for years of durable performance and even load when pulling and recoiling the hose.
- Full port shaft and swivel for no restrictions.
- Spool mounted on two permanent lubricated and sealed ball bearings to reduce torque load on spring for smooth retraction and longer life.
- Large effective radial latching area for easier operation.
- Hose guide arm can be placed in different positions to accommodate any method of mounting.
- Narrow footprint allows accommodating more reels on the same surface.
- Hose reels with hose include 0.8 m inlet hose.

PART No.	BARE REEL	HOSE IN Ø	HOSE LENGTH	CONNECTING HOSE INLET	DELIVERY HOSE OUTLET	PRESSURE RATING	WEIGHT (With hose)
AIR - WATER - ANTIFREEZE SOLUTIONS - DIESEL - LUBRICANTS							
505 232	505 932	1/2"	20 m	3/4" BSP (F)	1/2" BSP (M)	160 bar	36 kg
505 224	505 924	3/4"	15 m	3/4" BSP (M)	3/4" BSP (M)	125 bar	38 kg
AdBlue®/DEF - WINDSHIELD WASH SOLUTIONS - WASHING SOLUTIONS							
505 524	505 529	3/4"	15 m	3/4" BSP (F)	3/4" BSP (F)	20 bar	39 kg
GREASE AND HYDRAULIC FLUID							
505 332	505 339	1/2"	20 m	1/2" BSP (M)	1/2" BSP (M)	400 bar	39 kg

RM-100 HEAVY-DUTY LARGE CAPACITY HOSE REELS

15, 20, 25 AND 30 METERS MAXIMUM HOSE CAPACITY

508 225

FLUIDS HANDLED

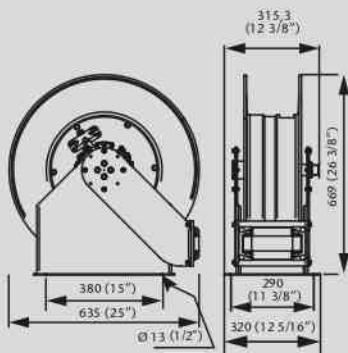
- Air.
- Water.
- Antifreeze solutions.
- Synthetic and mineral oils.
- Waste Oil Evacuation.
- Diesel.

MARKETS / APPLICATIONS

- Fleets.
- Lube trucks.
- Mining and construction.
- Railroad and mass transit.
- General manufacturing.

MOUNTING

- Floor.
- Tank.



Dimensions mm (inches)

Full metal, Intensive Duty, double pedestal hose reels, with hose capacity up to 15 m x 1", 20 m or 25 m x 3/4" hose and 30 m x 1/2" hose.



05

HOSE REELS

PART No.	BARE REEL	HOSE IN Ø	HOSE LENGTH	CONNECTING HOSE INLET	DELIVERY HOSE OUTLET	PRESSURE RATING	WEIGHT (With hose)
AIR - WATER - ANTIFREEZE SOLUTIONS - DIESEL							
508 125	508 925	1"	15 m	1" BSP (F)	1" BSP (F)	25 bar	50 kg
LUBRICANTS - WASTE OIL EVACUATION							
508 225	508 925	1"	15 m	1" BSP (F)	1" BSP (F)	90 bar	56 kg
508 234	508 924	3/4"	20 m	1" BSP (F)	3/4" BSP (F)	100 bar	55 kg
508 244	508 944	3/4"	25 m	1" BSP (F)	3/4" BSP (F)	100 bar	57 kg
508 252	508 942	1/2"	30 m	1" BSP (F)	1/2" BSP (F)	160 bar	55 kg

- Very tough construction large capacity reels, able to stand regular use and abuse in Intensive Duty applications.
- Fatigue resistant steel spring for years of durable performance and even load when pulling and recoiling the hose.
- Full port shaft and swivel for no restrictions.
- Spool mounted on two permanent lubricated and sealed ball bearings to reduce torque load on spring for smooth retraction and longer life.
- Large effective radial latching area for easier operation.
- Hose guide arm can be placed in different positions to accommodate any method of mounting.
- Narrow footprint allows accommodating more reels on the same surface.
- Hose reels with hose include 0.8 m inlet hose.

508 810

15 METERS MAXIMUM HOSE CAPACITY

Full metal, Intensive Duty, hose reel with hose capacity up to 15 m x 1-1/2" hose.

FLUIDS HANDLED

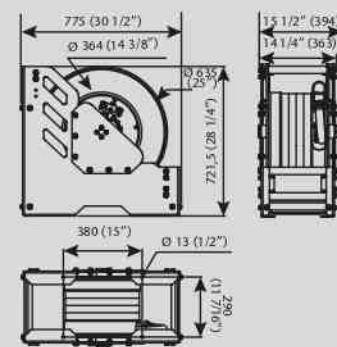
- Water.
- Diesel.

MARKETS / APPLICATIONS

- Fleets.
- Lube trucks.
- Mining and construction.
- Railroad and mass transit.
- General manufacturing.

MOUNTING

- Floor.
- Tank.



Dimensions mm (inches)

- Very tough construction large delivery reels, able to stand regular use and abuse in Intensive Duty applications.
- Fatigue resistant steel spring for years of durable performance and even load when pulling and recoiling the hose.
- Full port shaft and swivel for no restrictions.
- Spool mounted on two permanent lubricated and sealed ball bearings to reduce torque load on spring for smooth retraction and longer life.
- Large effective radial latching area for easier operation.
- Hose guide arm can be placed in two different positions to accommodate any method of mounting.
- Narrow footprint allows accommodating more reels on the same surface.

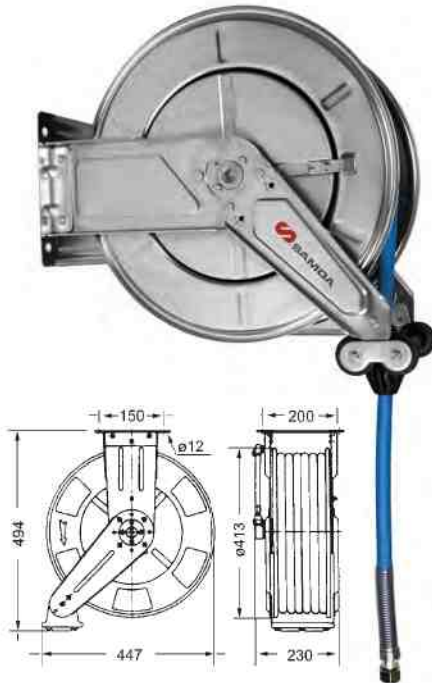
PART No.	BARE REEL	HOSE IN Ø	HOSE LENGTH	CONNECTING HOSE INLET	DELIVERY HOSE OUTLET	PRESSURE RATING	WEIGHT (With hose)
WATER - DIESEL							
508 810	508 890	1-1/2"	15 m	1-1/2" BSP (F)	1-1/2" BSP (F)	20 bar	87 kg

SAINLESS STEEL REEL AND COMPACT REELS FOR AIR AND CABLE



503 120

Stainless steel hose reels (AISI 304) for air, water and corrosive fluids. Ideal for food industry. 0.8 m inlet hose included.



Dimensions mm:

RM-12SS STAINLESS STEEL HOSE REELS

503 120 Stainless steel hose reel, 20 m x 1/2" hose


Hose reel for low pressure, air and water (up to 80 °C). Food industry. Inlet thread: 1/2" BSP (M). Outlet thread 1/2" BSP (M). Maximum working pressure: 10 bar.

503 400 Stainless steel hose reel, 20 m x 3/8" hose

Hose reel for high pressure air and water (up to 150 °C). Food industry. Inlet thread: 1/2" BSP (M). Outlet thread 3/8" BSP (M). Maximum working pressure: 250 bar.

500 115

Compact enclosed reels for compressed air, manufactured in steel. All reels include pivoting wall bracket for an easy and convenient installation. Reels are supplied with PVC hose and they have a maximum working pressure of 15 bar (285 psi).



Dimensions mm

COMPACT REELS FOR AIR RM-38 SERIES

500 115 Compact hose reel for air 15 m x 8 mm hose

Compact reel for air with 15 m x 8 mm hose. Includes 0.8 m inlet hose and pivoting bracket. Inlet thread: 3/8" BSP (M). Outlet thread: 1/4" BSP (M). Working pressure: 15 bar.

500 116 Compact hose reel for air 12 m x 10 mm hose

Compact reel for air with 12 m x 10 mm hose. Includes 0.8 m inlet hose and pivoting bracket. Inlet thread: 3/8" BSP (M). Outlet thread: 3/8" BSP (M). Working pressure: 15 bar.

612 400

Compact reels with high resistance thermoplastic enclosure. Compact design, with wide outlet for a comfortable and friction free cable extension. All reels include pivoting bracket, cable specified for each model, and cable overload breaker. For use with 230 V - 50 Hz only.



Dimensions mm

CABLE REELS - RM-POWER SERIES

612 400 - 230 V, 50 Hz cable reel with 230 VAC to 24 VDC transformer with LED lamp

15 m H05RN-F 2x1 mm² cable hose reel. Includes a 230 VAC to 24 VDC transformer and a 900 LUMEN LED light.

612 100 - 230 V, 50 Hz cable reel

Includes 15 m H05VV-F 3x1,5 mm² cable, 230 V - 50 Hz. Maximum power: 800 W with the cable coiled and 2,000 W with the cable fully extended because of heat dissipation.

612 200 - 230 V, 50 Hz cable reel with 230 VAC to 24 VDC transformer

Includes 15 m H05VV-F 2x1 mm² cable. Maximum power: 60 W Includes a 230 VAC to 24 VDC transformer. For use with an E27 24 VDC lamp (lamp not included).

612 300 - 230 V, 50 Hz cable reel with 230 VAC to 12 VDC transformer

Includes 15 m H05VV-F 2x1 mm² cable. Maximum power: 60 W Includes a 230 VAC to 12 VDC transformer. For use with an E27 12 VDC lamp (inspection lamp included, bulb not included).

HOSE REEL KITS

511 255

DOUBLE PEDESTAL, DOUBLE ARM HOSE REELS, RM-12 SERIES



PART No.	HOSE REEL INCLUDED	HOSE	CONTROL GUN
COMPRESSED AIR			
511 101	501 100	10 m x 3/8"	Air coupling
LOW PRESSURE WATER			
511 150	501 200	10 m x 1/2"	Low pressure water gun
OIL - ANTIFREEZE			
511 200	501 200	10 m x 1/2"	Oil control gun (363 115)
511 255	501 200	10 m x 1/2"	Hose end meter (365 535)
511 252	501 200	10 m x 1/2"	Preset hose end meter (365 300)
GREASE			
511 300	501 300	10 m x 1/4"	Grease control gun with z swivel (413 080)

05

HOSE REELS

513 259

HEAVY-DUTY HOSE REELS, RM-12L SERIES



PART No.	HOSE REEL INCLUDED	HOSE	CONTROL GUN
COMPRESSED AIR			
513 154	504 150	15 m x 1/2"	Air coupling
LOW PRESSURE WATER			
513 155	504 150	15 m x 1/2"	Low pressure water gun
OIL - ANTIFREEZE			
513 248	504 250	15 m x 1/2"	Oil control gun (363 115)
513 259	504 250	15 m x 1/2"	Hose end meter (365 535)
513 249	504 250	15 m x 1/2"	Preset hose end meter (365 300)
GREASE			
513 350	504 350	15 m x 1/4"	Grease control gun with z swivel (413 080)

515 201

HEAVY-DUTY HOSE REELS, RM-34 SERIES



PART No.	HOSE REEL INCLUDED	HOSE	CONTROL GUN
OIL			
515 216	505 232	20 m x 1/2"	Oil control gun (363 115)
515 214	505 232	20 m x 1/2"	Hose end meter (365 535)
515 215	505 232	20 m x 1/2"	Preset hose end meter (365 300)
OIL - DIESEL			
515 210	505 224	15 m x 3/4"	Hose end meter (365 535)
515 201	505 224	15 m x 3/4"	High delivery hose end meter (365 653)
515 213	505 224	15 m x 3/4"	Preset hose end meter (365 300)

SINGLE ARM HOSE REEL, RM-12S SERIES

PART No.	HOSE REEL INCLUDED	HOSE	CONTROL GUN
COMPRESSED AIR			
516 101	506 101	10 m x 3/8"	Air coupling control gun
516 121	506 121	15 m x 3/8"	Air coupling control gun
516 122	506 122	15 m x 1/2"	Air coupling control gun
LOW PRESSURE WATER			
516 150	506 101	10 m x 3/8"	Low pressure water gun
516 151	506 122	15 m x 3/8"	Low pressure water gun
516 152	506 122	15 m x 1/2"	Low pressure water gun
OIL			
516 202	506 202	10 m x 1/2"	Oil control gun (363 115)
516 242	506 202	10 m x 1/2"	Hose end meter (365 535)
516 252	506 202	10 m x 1/2"	Preset hose end meter (365 300)
516 222	506 222	15 m x 1/2"	Oil control gun (363 115)
516 272	506 222	15 m x 1/2"	Hose end meter (365 535)
516 282	506 222	15 m x 1/2"	Preset hose end meter (365 300)
516 212	506 212	18 m x 1/2"	Oil control gun (363 115)
516 213	506 212	18 m x 1/2"	Hose end meter (365 535)
516 214	506 212	18 m x 1/2"	Preset hose end meter (365 300)
ANTIFREEZE - AIR - WATER			
516 262	506 202	10 m x 1/2"	Fluid control gun (186 300)
516 292	506 222	15 m x 1/2"	Fluid control gun (186 300)
516 215	506 212	18 m x 1/2"	Fluid control gun (186 300)
WINDSHIELD WASHER - DEGREASERS (STAINLESS STEEL SHAFT AND SWIVEL)			
516 602	506 602	10 m x 1/2"	Fluid control gun (186 300)
516 622	506 622	15 m x 1/2"	Fluid control gun (186 300)
GREASE			
516 300	506 300	10 m x 1/4"	Grease control gun (413 080)
516 321	506 321	15 m x 3/8"	Grease control gun (413 080)



516 202



516 300

05

HOSE REELS

ENCLOSED HOSE REEL, RM-12CL SERIES

PART No.	HOSE REEL INCLUDED	HOSE	CONTROL GUN
COMPRESSED AIR			
517 101	507 101	10 m x 3/8"	Air coupling
517 121	507 121	15 m x 3/8"	Air coupling
517 122	507 122	15 m x 1/2"	Air coupling
LOW PRESSURE WATER			
517 150	507 101	10 m x 3/8"	Low pressure water gun
517 151	507 121	15 m x 3/8"	Low pressure water gun
517 152	507 122	15 m x 1/2"	Low pressure water gun
OIL			
517 202	507 202	10 m x 1/2"	Oil control gun (363 115)
517 242	507 202	10 m x 1/2"	Hose end meter (365 535)
517 252	507 202	10 m x 1/2"	Preset hose end meter (365 300)
517 222	507 222	15 m x 1/2"	Oil control gun (363 115)
517 272	507 222	15 m x 1/2"	Hose end meter (365 535)
517 282	507 222	15 m x 1/2"	Preset hose end meter (365 300)
517 212	507 212	15 m x 1/2"	Oil control gun (363 115)
517 213	507 212	15 m x 1/2"	Hose end meter (365 535)
517 214	507 212	15 m x 1/2"	Preset hose end meter (365 300)
ANTIFREEZE - AIR - WATER			
517 262	507 202	10 m x 1/2"	Fluid control gun (186 300)
517 292	507 222	15 m x 1/2"	Fluid control gun (186 300)
517 215	507 212	15 m x 1/2"	Fluid control gun (186 300)
WINDSHIELD WASHER - DEGREASERS (STAINLESS STEEL SHAFT AND SWIVEL)			
517 602	507 602	10 m x 1/2"	Fluid control gun (186 300)
517 622	507 622	15 m x 1/2"	Fluid control gun (186 300)
GREASE			
517 300	507 300	10 m x 1/4"	Grease control valve & z swivel (413 080)
517 321	507 321	15 m x 3/8"	Grease control valve & z swivel (413 080)



517 202



517 300

HOSE REEL ACCESSORIES



360 111 - 360 119



SINGLE REEL BRACKETS

For use with all RM-12 and RM-34 hose reels.

360 111 Pivoting wall bracket

360 110 Stainless Steel pivoting wall bracket

For RM-12SS hose reel.

360 119 Single reel bracket.

360 113 One reel bracket for 432 814 trolley

Not for RM-34 hose reels.

360 135 One reel bracket for 432 000 trolley

Not for RM-34 hose reels.

360 117



MULTIPLE REELS BRACKET

For use with all RM-12 hose reels.

360 114, 2 hose reel bracket

Dimensions: 550 x 308 x 75 mm.

360 115, 3 hose reel bracket

Dimensions 825 x 308 x 75 mm.

360 117, 5 hose reel bracket

Dimensions 1,375 x 308 x 75 mm.

360 118 Bracket for I beams

Allow fixing a multiple reel bracket to an "I" beam (100/175 mm)

without drilling. Two are required

for the two and three reel bracket

and three for the five reel bracket.

360 122



DRIP POCKETS

360 122 Drip pocket

360 127 Drip pocket and gun holder

360 127



360 161



TWO HOSE REEL STAND

360 161 Two hose reel stand

For use with any pair of RM-12 hose reels. Height: 2,375 mm.

360 162



THREE HOSE REEL STAND

360 162 Three hose reel stand

For use with all RM-12 models, includes drip tray.

Dimensions: 1,200 x 400 x 2,220 mm.

05

HOSE REELS

360 163

360 160


FIVE HOSE REEL STAND
360 163 Five hose reel stand

For use with all RM-12 reel models, includes drip tray.

Dimensions: 1,750 x 400 x 2,220 mm.

SIX HOSE REEL STAND

Very solid construction, allows mounting six RM-12 or RM-34 hose reels depending on models. Two extra reels can be mounted using the optional accessory. Six reel stands include perforated internal side panels and drip tray.

360 160 Six reel stand

Narrow model for use with RM-12, RM-12S, RM-12L reels.

Dimensions: 1,543 x 760 x 2,600 mm.

360 165 Six reel Heavy Duty stand

Wide model for use with RM-12CL and RM-34 reels.

Dimensions: 1,972 x 760 x 2,600 mm.



360 164



360 165



360 166


SIX HOSE REEL STANDS ACCESSORIES

For use with 360 160 and 360 165 stands as mentioned.

360 164 Height extension kit

The kit allows rising 500 mm the stand height. For use with 360 160 and 360 165 stands.

360 166 Additional bracket for two hose reel

The additional bracket allows mounting two additional hose reels on one side of a six reel stand 360 160 and 360 165.

360 168 Additional drip tray

For use on one side of a six reel stand 360 160 and 360 165 when equipped with the 360 166 additional bracket.

736 229 Drawers kit

The kit allows mounting two drawers with lock to the six reel stand 360 160.

CONTROL VALVES FOR DISPENSING OIL AND OTHER FLUIDS	86
ELECTRONIC METERED CONTROL VALVES FOR DISPENSING OIL AND OTHER FLUIDS	88
MECHANICAL METERED CONTROL VALVES FOR DISPENSING OIL AND OTHER FLUIDS	90
IN-LINE METERS	92
PULSE TRANSMITTERS	93
OTHER METERS AND ACCESSORIES	94
GREASE GUNS AND ACCESSORIES	95
OIL BARS, SPIGOT VALVES AND OTHER FLUID DISPENSE GUNS	96



363 115

PA40 - OIL CONTROL VALVE, 40 L/MIN

SAMOA control valves are used at end of hose assembly to dispense lubricants and antifreeze solutions.

FLUIDS HANDLED

- Synthetic and mineral based lubricants.
- Gear Oil.
- Hydraulic oil and fluids.
- ATF.
- Antifreeze solutions.

MARKETS SERVED

- Car and truck dealerships.
- Fast lube and maintenance shops.
- Fleet service.
- Mining and construction.
- Lube trucks.

DURABILITY AND PERFORMANCE

- Extensively and rigorously field tested. Reliable performance.
- Aluminium body with light weight ergonomic design. Soft grip valve for comfort.
- Cam and piston valve design for minimum flow resistance.
- Large inlet swivel and inlet filter.
- Swivel and outlet covers.
- Safety latch must be depressed before product can be dispensed. Trigger can be locked open for dispensing large volumes.
- Wide selection of outlets available

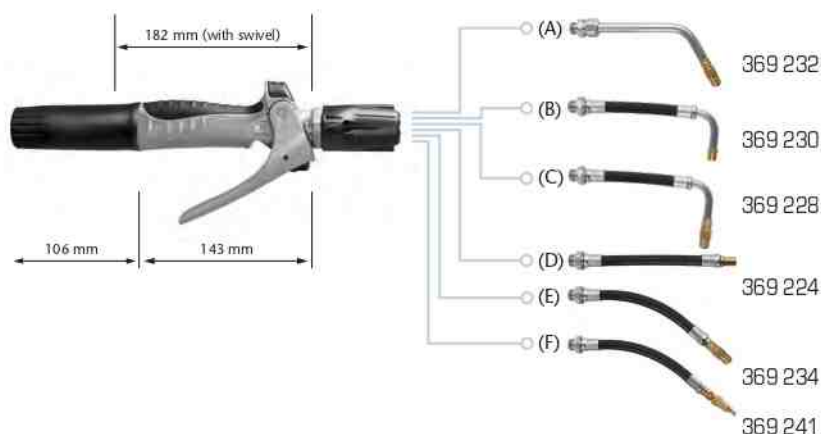
TECHNICAL DATA

Maximum flow rate	40 l/min (11 gal/min)
Maximum working pressure	100 bar (1,450 psi)
Operating temperature range	-10 °C to 70 °C (14 to 160 °F)
Fluid inlet	1/2" BSP (F)
Fluid outlet	1/2" BSP (F)
Wetted parts	Aluminium / Zinc plated steel / TPU / Polyamide
Fluid compatibility	Lubricants, ATF, antifreeze (Glycol) and antifreeze water solutions
Weight	470 g (1 lb)

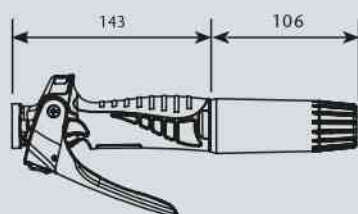
ORDERING INFORMATION

PART No.	OUTLET NOZZLE TYPE	INCLUDED OUTLET PART No.	
363 100	No outlet	-	
363 116	60° rigid outlet and quarter turn non-drip tip	369 232	(A)
363 115	Flexible outlet with 90° tube and automatic non-drip tip	369 230	(B)
363 114	Flexible outlet with 90° tube and quarter turn non-drip tip	369 228	(C)
363 112	Flexible outlet and automatic non-drip tip	369 224	(D)
363 117	Formable outlet and quarter turn non-drip	369 234	(E)
363 118	Formable outlet and quarter turn narrow non-drip (Ø 8 mm)	369 241	(F)

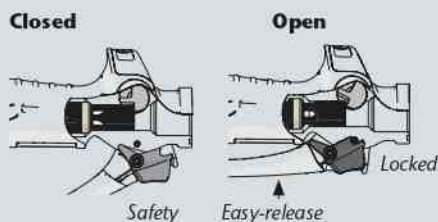
Non-drip tips are manufactured in brass.



REGISTERED DESIGN



Dimensions (mm)



The new cam actuated piston-valve is designed for unrestricted flow and superb control. It incorporates an ergonomic trigger with safety, locking and easy-release functions.

CONTROL VALVES FOR DISPENSING OIL AND OTHER FLUIDS



PA70 - HIGH FLOW OIL CONTROL VALVE, 70 L/MIN

363 053

SAMOA large delivery control valves are used at end of hose assembly to dispense large volumes of lubricants and antifreeze solutions.

FLUIDS HANDLED

- Synthetic and mineral based lubricants.
- Gear Oil.
- Hydraulic oil and fluids.
- ATF.
- Antifreeze solutions.

MARKETS SERVED

- Truck dealerships.
- Fleet service.
- Mining and construction.
- Lube trucks.
- Railroad and mass transit vehicles.

DURABLE AND HIGH FLOW PERFORMANCE

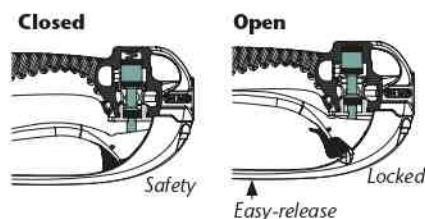
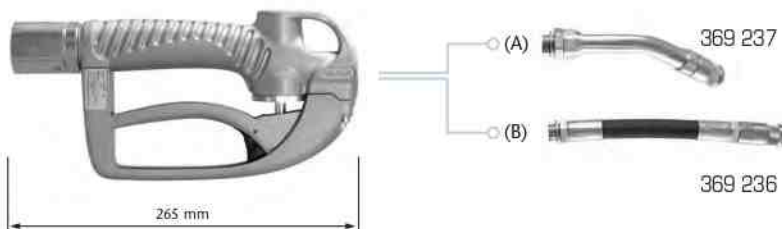
- Extensively and rigorously field tested. Reliable performance.
- Heavy Duty aluminium pressure cast body to stand the toughest working conditions.
- High flow pressure balanced valve for comfortable use.
- Large port inlet swivel (1" and 3/4"). Inlet filter with large screen surface.
- Safety guard avoids accidental openings.
- Trigger can be blocked open for dispensing large volumes.
- Outlets have 3/4" BSP (M) connection thread and use a bonded seal washer to assure a leak free operation.

TECHNICAL DATA

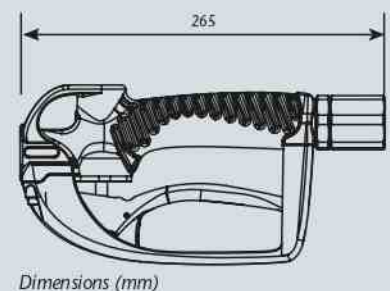
Maximum flow rate	90 l/min (24 gal/min)
Maximum working pressure	100 bar (1,450 psi)
Operating temperature range	-10 °C to 70 °C (14 to 160 °F)
Fluid inlet	3/4" BSP (F) or 1" BSP (F)
Fluid outlet	3/4" BSP (F)
Wetted parts	Aluminium / Zinc plated steel and brass / NBR
Fluid compatibility	All type of synthetic and mineral oils, antifreeze solutions, hydraulic fluid
Weight	2.05 kg (4.5 lb)

ORDERING INFORMATION

PART No.	OUTLET NOZZLE TYPE	INLET SWIVEL THREAD	
363 053	30° rigid with semiautomatic non-drip tip	3/4" BSP (F)	(A)
363 054	Flexible outlet with semiautomatic non-drip tip	3/4" BSP (F)	(B)
363 055	30° rigid with semiautomatic non-drip tip	1" BSP (F)	(A)
363 056	Flexible outlet with semiautomatic non-drip tip	1" BSP (F)	(B)



REGISTERED DESIGN



Dimensions (mm)

The new pressure balanced spool valve is designed for unrestricted flow, superb control and comfortable use. The control valve incorporates hand-guard for safety and an ergonomic trigger with locking function.

Product specifications are subject to change without prior notice

info@chindaliagroup.com

ELECTRONIC METERED CONTROL VALVES FOR DISPENSING OIL AND OTHER FLUIDS

EC30 - OVAL GEAR WITH DIGITAL DISPLAY HAND HELD METER, 30 L/MIN

SAMOA metered control valves are used at end of hose assembly for measured dispensing of lubricants and antifreeze solutions.

FLUIDS HANDLED

- Synthetic and mineral based lubricants.
- Gear Oil.
- Hydraulic oil and fluids.
- ATF.
- Antifreeze solutions.

MARKETS SERVED

- Car and truck dealerships.
- Fast lube and maintenance shops.
- Fleet service.
- Mining and construction.
- Lube trucks.

ACCURACY, DURABILITY AND HIGHER FLOW PERFORMANCE

- Extensively and rigorously field tested. Reliable performance.
- High precision machined measuring chamber with tight tolerances, quality gears and stainless steel shafts eliminate the need of calibration to adjust for fluid viscosity.
- Sealed battery compartment and isolated electronic register for extended life.
- Easy to read large character display, with batch, trip (resettable totalizer) and totalizer functions.
- Rough TPE boot surrounds the entire meter for even greater durability.
- Replaceable AAA batteries.

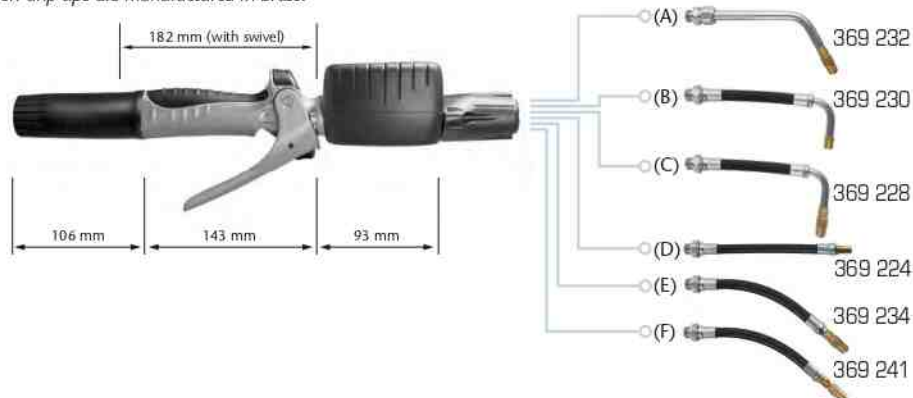
TECHNICAL DATA

Maximum flow rate	30 l/min (8 gal/min)
Accuracy	+/- 0.5 %
Maximum working pressure	100 bar (1,450 psi)
Operating temperature range	-10 °C to 60 °C (14 to 140 °F)
Fluid inlet	1/2" BSP (F)
Fluid outlet	1/2" BSP (F)
Wetted parts	Acetal / Aluminium / Stainless steel / NBR / Zinc plated steel / TPU / Polyamide
Fluid compatibility	Lubricants, ATF, antifreeze (Glycol) and antifreeze - water solutions
Weight	1.30 kg (2.86 lb)

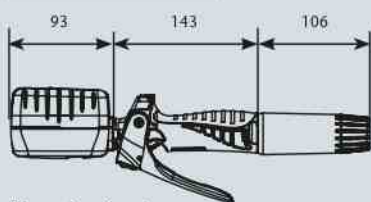
ORDERING INFORMATION

HOSE END METER PART No.	OUTLET NOZZLE TYPE	OUTLET NOZZLE PART No.	
365 521	Hose end meter with no outlet	-	
365 536	60° rigid with quarter turn opening non-drip tip	369 232	(A)
365 535	Flexible outlet with 90° angled nozzle with automatic non-drip tip	369 230	(B)
365 534	Flexible outlet with 90° angled nozzle with quarter turn opening non-drip tip	369 228	(C)
365 532	Flexible outlet with automatic non-drip tip	369 224	(D)
365 537	Formable outlet with quarter turn opening non-drip tip	369 234	(E)
365 538	Formable outlet with quarter turn opening narrow non-drip tip (Ø 8 mm)	369 241	(F)

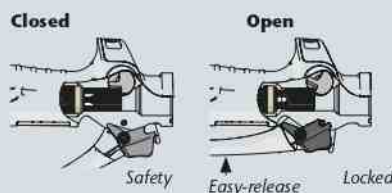
Non-drip tips are manufactured in brass.



REGISTERED DESIGN



Dimensions (mm)



The new cam actuated piston-valve is designed for unrestricted flow and superb control. It incorporates an ergonomic trigger with safety, locking and easy-release functions.

ELECTRONIC METERED CONTROL VALVES FOR DISPENSING OIL AND OTHER FLUIDS



EC70 - OVAL GEAR WITH DIGITAL DISPLAY HAND HELD HIGH FLOW METER, 70 L/MIN

365 655

SAMOA High Flow metered control valves are used at end of hose assembly for measured dispensing large volume of lubricants and antifreeze solutions done at high flow rates.

FLUIDS HANDLED

- Synthetic and mineral based lubricants.
- Gear Oil.
- Hydraulic oil and fluids.
- ATF.
- Antifreeze solutions.

MARKETS SERVED

- Truck dealerships.
- Fleet service.
- Mining and construction.
- Lube trucks.
- Railroad and Mass Transit Vehicles.

ACCURACY, DURABILITY AND HIGH FLOW PERFORMANCE

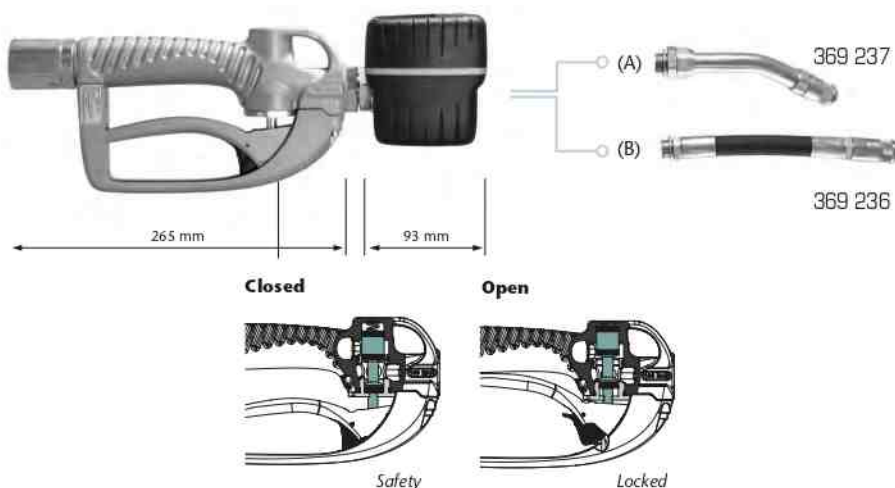
- Extensively and rigorously field tested. Reliable performance.
- High precision machined measuring chamber with tight tolerances, quality gears and stainless steel shaft eliminate the need of calibration to adjust for fluid viscosity.
- Sealed battery compartment and isolated electronic register for extended life.
- Easy to read large character display, with batch, trip (resettable totalizer) and totalizer functions.
- Rough TPE boot surrounds the entire meter for even greater durability.
- Replaceable AAA batteries.

TECHNICAL DATA

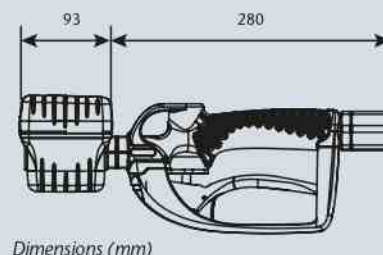
Maximum flow rate	70 l/min (19 gal/min)
Accuracy	+/- 0.5%
Maximum working pressure	100 bar (1,450 psi)
Operating temperature range	-10 °C to 60 °C (14 to 140 °F)
Fluid inlet	3/4" BSP (F) or 1" BSP (F)
Fluid outlet	3/4" BSP (F)
Wetted parts	Acetal / Aluminium / Stainless steel / Zinc plated steel and brass / NBR
Fluid compatibility	All type of synthetic and mineral oils, antifreeze solutions, hydraulic fluid
Weight	2.85 kg (6.30 lb)

ORDERING INFORMATION

HOSE END METER PART No.	OUTLET NOZZLE TYPE	INLET SWIVEL THREAD	
365 655	30° rigid with semiautomatic non-drip tip	3/4" BSP (F)	(A)
365 654	Flexible outlet with semiautomatic non-drip tip	3/4" BSP (F)	(B)
365 657	30° rigid with semiautomatic non-drip tip	1" BSP (F)	(A)
365 656	Flexible outlet with semiautomatic non-drip tip	1" BSP (F)	(B)



REGISTERED DESIGN



The new pressure balanced spool valve is designed for unrestricted flow, superb control and comfortable use. The control valve incorporates hand-guard for safety and an ergonomic trigger with locking function.

Product specifications are subject to change without prior notice

MECHANICAL METERED CONTROL VALVES FOR DISPENSING OIL AND OTHER FLUIDS

365 803

MC30 - ROTARY PISTON HAND HELD METER, 30 L/MIN

SAMOA mechanical metered control valves are used at end of hose assembly for measured dispensing of lubricants and antifreeze solutions in tough, intensive use applications.

FLUIDS HANDLED

- Synthetic and mineral based lubricants.
- Gear Oil.
- Hydraulic oil and fluids.
- ATF.
- Antifreeze solutions.
- *Special model for antifreeze solutions available.*

MARKETS SERVED

- Car and truck dealerships.
- Fast lube and maintenance shops.
- Fleet service.
- Mining and construction.
- Lube trucks.
- Railroad and Mass Transit Vehicles.



ACCURACY, DURABILITY WITH PROVEN PERFORMANCE

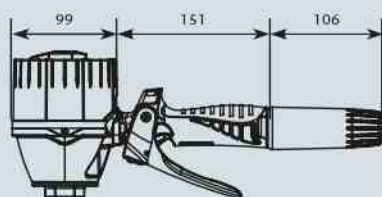
- Extensively and rigorously field tested. Reliable performance.
- No calibration required. High accuracy within a large viscosity range.
- One piece polycarbonate based integral register housing and single molded pointer knob guarantee maximum integrity of the meter against drops and impacts and provide superb protection against humidity.
- Fully mechanical register.
- Simple and easy to read dial includes 5-digit totalizer.
- Very tough metal construction, the meter is ideal for intensive use and outdoor applications.
- PA40 control valve is flange coupled to eliminate the use of adaptors and eliminate leaks.

TECHNICAL DATA

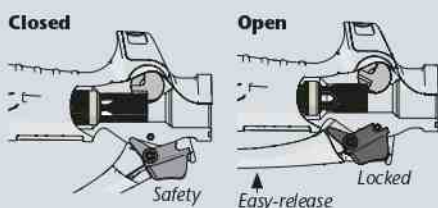
Maximum flow rate	30 l/min (8 gal/min)
Accuracy	+/- 0.65 %
Maximum working pressure	100 bar (1,450 psi)
Operating temperature range	-10 °C to 60°C (-14 to 140 °F)
Fluid inlet	1/2" BSP (F)
Fluid outlet	1/2" BSP (F)
Wetted parts	Aluminium / Zinc alloy / Stainless steel / NBR / Brass / Steel / TPU / Polyamide
Fluid compatibility	Synthetic and mineral oils, ATF, Antifreeze, Gear oils
Weight	1.7 kg (3.74 lb)

ORDERING INFORMATION

HOSE END METER PART No.	OUTLET NOZZLE TYPE	OUTLET NOZZLE PART No.
METRIC METERS. 0 - 10 Liters dial, Totalizer in Liters - Lubricants		
365 801	No outlet. Includes inlet swivel with shroud	-
365 803	Flexible outlet with automatic non-drip tip	369 224
365 804	Formable outlet with quarter turn opening non-drip tip	369 234
METRIC METERS. 0 - 10 Liters dial, Totalizer in Liters - Antifreeze		
365 824	Formable outlet with quarter turn opening non-drip tip	369 234
QUARTS/GALLONS METERS. 4 - 16 Quarts dial, Totalizer in Gallons - Lubricants		
365 802	No outlet. Includes inlet swivel with shroud	-
365 805	Formable outlet with automatic non-drip tip	369 224
365 806	Formable outlet with quarter turn opening non-drip tip	369 234
QUARTS/GALLONS METERS. 4 - 16 Quarts dial, Totalizer in Gallons - Antifreeze		
365 826	Formable outlet with quarter turn opening non-drip tip	369 234



Dimensions (mm)



The new cam actuated piston-valve is designed for unrestricted flow and superb control. It incorporates an ergonomic trigger with safety, locking and easy-release functions.

Non-drip tips are manufactured in brass.
All models include inlet swivel with shroud and the outlet listed for each model.

MECHANICAL METERED PRESET CONTROL VALVES FOR DISPENSING OIL AND OTHER FLUIDS



MP30 - ROTARY PISTON HAND HELD PRESET METER, 30 L/MIN

365 811

SAMOA mechanical preset metered control valves allow automatic filling of large crankcases, engines and other lubricant reservoirs. For automatic operation, set the dial pointer to the quantity needed, actuate the trigger for automatic latching and the valve will deliver exactly the volume required and then shut off.

FLUIDS HANDLED

- Synthetic and mineral based lubricants.
- Gear Oil.
- Hydraulic oil and fluids.
- ATF.

MARKETS SERVED

- Truck dealerships.
- Fleet service.
- Mining and construction.
- Lube trucks.
- Railroad and Mass Transit Vehicles.

ACCURACY, DURABILITY AND EXTRA PERFORMANCE

- Extensively and rigorously field tested. Reliable performance.
- No calibration required. High accuracy within a large viscosity range.
- One piece polycarbonate based integral register housing and single molded pointer knob guarantee maximum integrity of the meter against drops and impacts and provide superb protection against humidity.
- The reset mechanism incorporates a safety clutch for preserving the preset mechanism in case the knob is turned in the wrong direction.
- Mechanical shut-off mechanism. High wear and stress resistant shut off mechanism.
- Simple and easy to read dial includes 5-digit totalizer.
- Very tough metal construction, the meter is ideal for intensive use and outdoor applications.
- PA40 Control valve is flange coupled to eliminate the use of adaptors and eliminate leaks.

TECHNICAL DATA

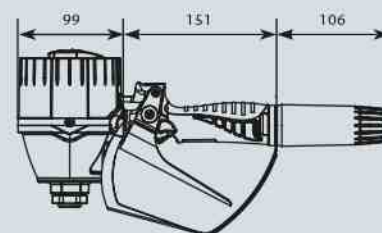
Maximum flow rate	30 l/min (8 gal/min)
Accuracy	+/- 0.65 %
Maximum working pressure	100 bar (1,450 psi)
Operating temperature range	-10 °C to 60 °C (14 to 140 °F)
Fluid inlet	1/2" BSP (F)
Fluid outlet	1/2" BSP (F)
Wetted parts	Aluminium / Zinc alloy / Stainless steel / NBR / Brass / Steel / TPU / Polyamide
Fluid compatibility	Synthetic and mineral oils, ATF, Antifreeze
Weight	2 kg (4.40 lb)

ORDERING INFORMATION

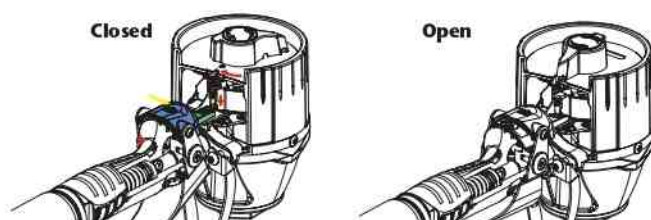
HOSE END METER PART No.	OUTLET NOZZLE TYPE	OUTLET NOZZLE PART No.
METRIC METERS. 0 - 60 liters dial, totalizer in liters		
365 811	Rigid outlet with semiautomatic non-drip tip	369 244
QUARTS/GALLONS METERS. 0 - 60 quarts dial, totalizer in gallons		
365 812	Rigid outlet with semiautomatic non-drip tip	369 244
QUARTS/GALLONS METERS. 0 - 60 gallons dial, totalizer in gallons		
365 813	Rigid outlet with semiautomatic non-drip tip	369 244



06
VALVES &
METERS



Dimensions (mm)



IN-LINE METERS

366 000 - 366 010 - 366 020

1/2" IN-LINE METERS C30, 30 - 50 L/MIN



Oval gear meters for use as in-line meters with oil, AdBlue®/DEF, windshield wash solution or anti-freeze solution, depending on the meter wetted materials. They can be wall mounted in the fluid line or at the pump outlet.

Meters include an electronic register controlled by wetted magnets and powered with two AAA alkaline batteries. It is shock proof and isolated from the fluid handled. Meter display is multi-function, showing the volume dispensed per delivery, and has a permanent and a resettable (trip function) totalizers. The display can be programmed to show delivery in liters, quarts, pints and US gallons. The assembly is enclosed in TPE moulded shroud.

MODELS AND TECHNICAL DATA

	366 000	366 010	366 020
Wetted parts	ALUMINIUM , acetal, AISI 316 stainless steel, NBR	PVC , acetal, AISI 316 stainless steel, Viton®	AISI 316 STAINLESS STEEL , acetal, Viton®
Applications	Medium pressure dispense of lubricants up to 5.000 mPa	Low pressure dispense of AdBlue®/DEF, windshield wash and antifreeze solutions	Medium pressure dispense of AdBlue®/DEF, windshield wash and antifreeze solutions
Connection threads	1/2" BSP (F)	1/2" BSP (F)	1/2" BSP (F)
Flow range	1 - 30 l/min	1 - 50 l/min	1 - 50 l/min
Pulses per litre	164 ppl	150 ppl	164 ppl
Accuracy	+/- 0.5 %	+/- 0.5 %	+/- 0.5 %
Maximum operating pressure	100 bar	30 bar	100 bar
Temperature range (fluid)	-10 °C to 60 °C	-10 °C to 60 °C	-10 °C to 70 °C
Calibration	Can be calibrated	Can be calibrated	Can be calibrated
Weight	0.53 kg	0.50 kg	0.85 kg

REGISTERED DESIGN

366 060

3/4" HIGH VOLUME IN-LINE METER C70, 80 L/MIN



Oval gear meter for use as in-line meters with oil or diesel. It can be wall mounted in the fluid line or at the pump outlet.

Meter includes an electronic register controlled by wetted magnets and powered with two AAA alkaline batteries. It is shock proof and isolated from the fluid handled and the display is multi-function, showing the volume dispense per delivery and has a permanent and a resettable (trip function) totalizers. The display can be programmed to show delivery in liters, quarts, pints and US gallons. The assembly is enclosed in TPE moulded shroud. It can also be set to show the flow rate in units of measure per minute.

MODELS AND TECHNICAL DATA

	366 060
Wetted parts	ALUMINIUM , acetal, AISI 316 stainless steel, NBR
Applications	Medium pressure dispense of diesel and lubricants up to 5,000 mPa
Connection threads	3/4" BSP (F)
Flow range	8 - 80 l/min
Pulses per litre	109 ppl
Accuracy	+/- 0.5 %
Maximum operating pressure	100 bar
Temperature range (fluid)	-10 °C to 60 °C
Calibration	Can be calibrated
Weight	0.80 kg

REGISTERED DESIGN

PULSE TRANSMITTERS

1/2" PULSE TRANSMITTERS, 30 - 50 L/MIN

366 050 - 366 053 - 366 055

Oval gear meters for use as in-line meters for oil, AdBlue®/DEF, windshield wash solution or anti-freeze solution lines depending on the meter wetted materials. They can be wall mounted in the fluid line or at the pump outlet.

Meters are shock proof and isolated from the fluid handled and the assembly is enclosed in a TPE moulded shroud.

Meter has a led light that indicates when the solenoid valve linked with the meter is open when used in an Inventory Management System.

MODELS AND TECHNICAL DATA			
	366 050	366 053	366 055
Wetted parts	ALUMINIUM , acetal, AISI 316 stainless steel, NBR	PVC , acetal, AISI 316 stainless steel, Viton®	AISI 316 STAINLESS STEEL , acetal, Viton®
Applications	Medium pressure dispense of lubricants up to 5.000 mPa	Low pressure dispense of AdBlue®/DEF, windshield wash and antifreeze solutions	Medium pressure dispense of AdBlue®/DEF, windshield wash and antifreeze solutions
Connection threads	1/2" BSP (F)	1/2" BSP (F)	1/2" BSP (F)
Flow range	1 - 30 l/min	1 - 50 l/min	1 - 50 l/min
Pulses per litre	328 ppl	320 ppl	320 ppl
Accuracy	+/- 0.5 %	+/- 0.5 %	+/- 0.5 %
Maximum operating pressure	100 bar	30 bar	100 bar
Temperature range (fluid)	-10 °C to 60 °C	-10 °C to 60 °C	-10 °C to 70 °C



REGISTERED DESIGN

06
VALVES & METERS

3/4" HIGH VOLUME PULSE TRANSMITTER, 80 L/MIN

366 057

Oval gear meter for use as in-line meters for oil and diesel. It can be wall mounted in the fluid line or at the pump outlet. Double reed switch circuit board makes possible detecting when meter counts backwards.

Meters are shock proof and isolated from the fluid handled and the assembly is enclosed in a TPE moulded shroud.

Meter has a led light that indicates when the solenoid valve linked with the meter is open when used in an Inventory Management System.

MODELS AND TECHNICAL DATA	
	366 057
Wetted parts	ALUMINIUM , acetal, AISI 316 stainless steel, NBR
Applications	Medium pressure dispense of diesel and lubricants up to 5,000 mPa
Connection threads	3/4" BSP (F)
Flow range	8 - 80 l/min
Pulses per litre	109 ppl
Accuracy	+/- 0.5 %
Maximum operating pressure	100 bar
Temperature range (fluid)	-10 °C to 60 °C



REGISTERED DESIGN

OTHER METERS AND ACCESSORIES

365 300



PRESET DIGITAL METER

365 300 Preset digital meter

Oval gear hose end meter with preset function. Preset mode dispensing allows hands off operation as the meter automatically shuts off once the preset volume is delivered. Meter with digital display, works with four easy to replace 1.5 V AAA alkaline batteries. Includes inlet swivel and rigid outlet with non-drip nozzle.

365 575



HOSE END METER FOR WATER BASED FLUIDS

365 575 Hose end meter for water based fluids

Oval gear hose end meter with electronic display for measured delivery of windshield washer, coolant and antifreeze solutions. Display is powered with two easy to replace 1.5 V AAA alkaline batteries. Meter can measure in liters, quarts, pints and US gallons. The meter is flange coupled delivery gun 186 300.

Fluid inlet: 1/2" BSP (F).

Maximum flow: 30 l/min.

Maximum working pressure: 30 bar.

Operating temperature range:

10 to 60 °C (14 to 140 °F).

186 300



DELIVERY GUN FOR WATER BASED FLUIDS

186 300 Delivery gun for water based fluids

Delivery gun with reinforced polyamide body and stainless steel valve mechanism for use with fluids like windshield wash solutions, glycol solution (anti-freeze and other water based solutions). Includes brass inlet swivel with 1/2" BSP (F) connection thread and flexible outlet with 90° angled nozzle with quarter turn opening / closing non-drip tip.

ACCESSORIES 1/2" CONNECTION THREAD OUTLETS

369 224



369 228



369 230



369 232



369 234



369 241



369 244



They fit all metered and non-metered oil guns EC30, PA40, MC30 and MP30. Connection thread: 1/2" BSP (M). Non-drip tips are manufactured in brass.

369 224 Flexible outlet with automatic opening / closing non-drip tip.

369 228 Flexible outlet with 90° angled nozzle with quarter turn opening / closing non-drip tip.

369 230 Flexible outlet with 90° angled nozzle with automatic opening / closing non-drip tip

369 232, 60° rigid outlet with quarter turn opening / closing non-drip tip.

369 234 Formable outlet with quarter turn opening / closing non-drip tip.

369 241 Formable outlet with quarter turn opening / closing narrow (Ø 8 mm) non-drip tip.

369 244 Rigid straight outlet with semiautomatic non-drip tip. For MP30 mechanical preset meter.

369 606 Pack of four colour coded protectors. For mounting at the EC30 meters and PA40 oil gun outlets.

369 606



369 236 - 369 237



ACCESSORIES 3/4" CONNECTION THREAD OUTLETS

They fit all EC70 and PA70 metered and non-metered guns. Connection thread: 3/4" BSP (M) and bonded washer seal.

369 236 Flexible outlet with semiautomatic non-drip tip.

369 237, 30° angled rigid outlet with semiautomatic non-drip tip.

413 077

415 002



GREASE CONTROL GUNS

413 077 Grease control gun

Grease control gun with rigid outlet with 3 jaw connector (PN 121 050).

413 080 Grease control gun with z-swivel

Grease control gun with z-swivel (PN 414 300), rigid outlet and 3 jaw connector assembly (PN 741 300).

413 081 Grease control gun

Grease control gun with 450 mm double steel braid reinforced rubber hose (PN 140 050) with 3 jaw connector (PN 121 050).

413 082 Grease control gun with z-swivel

Grease control gun with z-swivel (PN 414 300) and 450 mm double steel braid reinforced rubber hose (PN 140 050) with 3 jaw connector (PN 121 050).

High pressure grease control guns with ergonomic body and trigger designed to reduce operator hand fatigue. Manufactured in aluminium with steel insert for high pressure. Maximum working pressure: 500 bar (7,150 psi). Inlet thread: 1/4" BSP (F). Outlet thread: 1/8" BSP (F).

ELECTRONIC-METERED GREASE CONTROL GUNS

415 002 High pressure grease electronic-metered control gun

Includes:

Double steel braid reinforce rubber hose (400 mm) with hydraulic grease connector and z-swivel.

415 000 High pressure grease electronic-metered control gun

Includes:

Z-swivel, with no outlet accessories.

414 300 - 414 100

140 050 - 741 300

411 100



GREASE CONTROL GUN SWIVELS

Equipped with ball bearings for easy articulation even at high pressure. For best results, use a straight swivel between the pump and distribution hose and Z swivel between the hose and grease control gun. Maximum working pressure: 500 bar (7,150 psi).

414 100 Straight grease swivel. 1/4" BSP (MF).

414 200 "L" grease swivel. 1/4" BSP (MF).

414 300 "Z" grease swivel. 1/4" BSP (MF).

GREASE CONTROL GUN OUTLETS

741 306 Rigid outlet with hydraulic grease connector.

741 300 Rigid outlet with 3 jaw hydraulic grease connector (121 050).

140 050 Double steel braid reinforced grease hose, 450 mm.

741 304 Rigid outlet.

OVAR GEAR IN LINE GREASE METER WITH ELECTRONIC DIGITAL DISPLAY

411 100 In line grease meter

High pressure oval gear meter with digital display. Batch display in grams (up to 9999 g) and permanent totalizer in kilograms (up to 999999 kg).

Works with two 1,5 V AAA alkaline batteries. Maximum pressure: 500 bar (7,140 psi). Maximum flow range: up to 1 kg/min (2.2 lb/min). Accuracy: $\pm 3,0$ %. Inlet and outlet connections: 1/8" BSP (F).

361 200 - 361 100



OIL BAR AND SPIGOT VALVE

361 200 Oil bar

Oil bar to dispense up to four products. Delivered with one outlet, up to three additional outlets can be mounted.

361 110 Additional outlet for oil bars

366 550 In-line meter kit for oil bars

361 100 Oil spigot valve

For connecting to pumps outlet. Connection thread 3/4" BSP (M).

186 000 - 185 001 - 186 010



WATER GUNS

For use only with water and antifreeze solutions.

186 000 Water gun

Maximum working pressure 10 bar, connection thread 1/4" BSP (F).

186 010 Water bib

Maximum working pressure 10 bar, connection thread 1/4" BSP (F)

185 001 Wash gun

Maximum working pressure 30 bar, connection thread 1/2" BSP (F).

187 000 - 187 001



SPRAY GUNS

187 000 Spray gun

Min. - max. pressure: 3 to 10 bar, connection thread 1/4" BSP (F). Aluminium gun body and 1 litre aluminium container.

187 001 Spray gun

Min. - max. pressure: 3 to 10 bar, connection thread 1/4" BSP (F). Aluminium gun body, metal outlet and 1 litre plastic container.

184 000 Spray gun

Min. - max. pressure: 4 to 10 bar, connection thread 1/4" BSP (F). Plastic gun body, metal outlet and 0.75 litre plastic container.

184 050 Spray gun

Min.- max. pressure: 4 to 10 bar, connection thread 1/4" BSP (F). Plastic gun body, plastic outlet and 0,75 litre plastic container.

188 000 - 188 100



INDUSTRIAL QUALITY BLOW GUNS

Aluminium blow guns with anti-slide grip. High air flow and wide range of accessories. Maximum minimum pressure: 3 to 8 bar, connection thread: 1/4" BSP (F). Includes extra-quite nozzle.

188 000 Heavy Duty blow gun

188 100 Compact blow gun

Blow guns accessories:

180 801 High flow nozzle

180 802 Extra-quite nozzle (standard in Industrial Quality blow guns).

180 803 Anti splash protection

180 800, 150 mm extension tube

Two or more tubes can be combined for getting an extra large tube.

184 200 - 184 201



THERMOPLASTIC BLOW GUNS

184 200 Thermoplastic blow gun

1/4" BSP (F).

184 201 Thermoplastic blow gun with flow regulator

1/4" BSP (F).

199 800



TIRE INFLATOR GUNS

195 000 Tyre inflator gun EEC approved

Tyre inflator with trigger filling and pressure release button. Pressure gauge, officially approved and calibrated in accordance with directive 86 / 217 EEC. Connection for Ø 8 mm, hose. Inlet thread: 1/4" BSP (M).

195 100 Approved tire inflator

Tire inflator approved following 86 / 217 EEC directive. 500 mm rubber hose with connecting clip. Connection thread: 1/4" BSP (F).

199 800 Standard tire inflator

650 mm rubber hose with connecting clip. Connection thread: 1/4" BSP (F).

ADVANCED MONITORING SYSTEM.....	98
ADVANCED MONITORING SYSTEM. BASIC COMPONENTS	100
ADVANCED COMMUNICATION PLATFORM AND ACCESSORIES	101
TANK LEVEL CONTROL SOLUTIONS	102
INVENTORY MANAGEMENT CONSOLE	104
SPECIAL AMS VERSION	105
PRESET DOSING MODULE	106
CONTROL MASTER OIL MONITORING SYSTEM	107



ADVANCED MONITORING SYSTEM

AMS - INVENTORY MANAGEMENT CONTROL SYSTEM

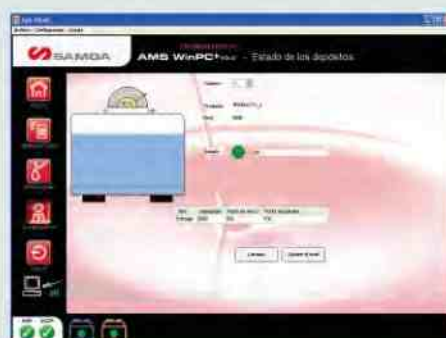
It is more than likely that your stock control for parts and consumables is well established, with charges for those items passed to customers as a matter of course. But can you reconcile your oil purchases and oil sales and consumption? Do you know where every liter of oil is used? Do you know how much just «disappears»? With current retail oil prices for sure it is worth to find out.

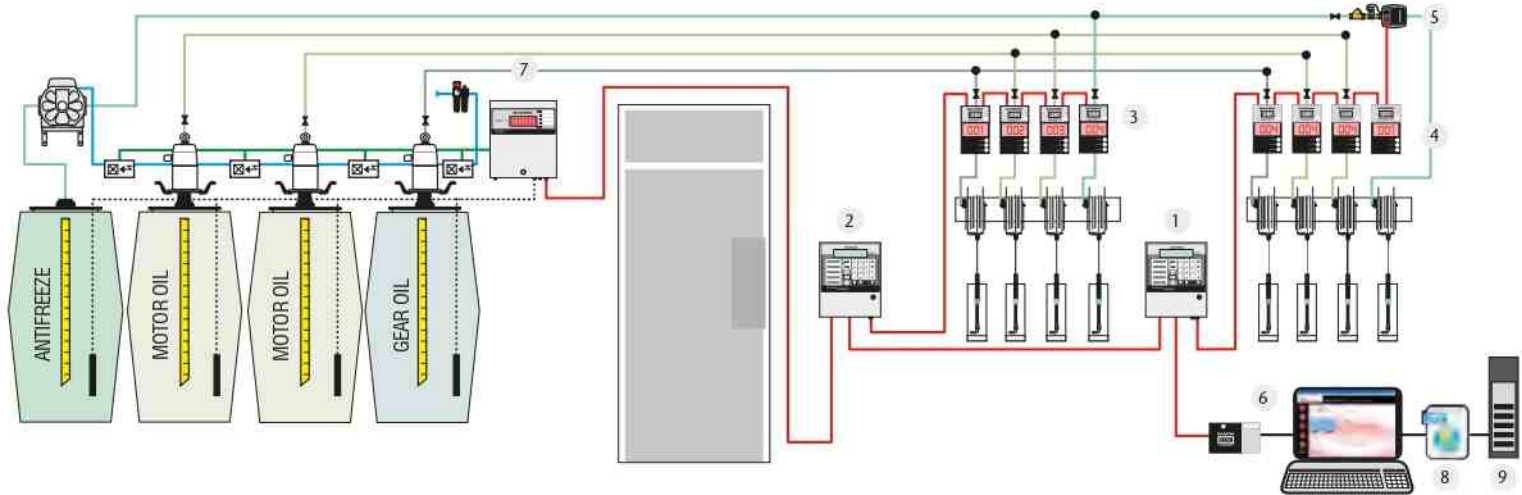
SAMOA Advanced Monitoring System (AMS) is an Inventory Management Control System that puts you in total control of the fluids usage for any vehicle servicing activity. With this system, and when used in combination with efficient pumps, hose reels, dispense valves and other SAMOA lubrication equipment, you can reliably manage all the fluids used in your shop: lubricants, AdBlue®/DEF, windshield wash, coolants, diesel, etc. Depending on your fluids usage, you will be surprised how the entire system can pay for itself. After this period, the system contributes to increase your operation profitability.

AMS is a hard wired system, providing efficient and reliable data and power transmission among all the system components. All hassles coming from wireless communications and interferences from other machinery in the workshop are removed as well as power drop off a consequence of low batteries.

The entire system can be controlled through a PC using a PC interface and communications adaptor together with special software (AMS Win PC). The AMS system can also integrate the Advanced Tank Management System (TRM or ATS). This allows an accurate and real time control of the inventories and an automatic update whenever lubricants are delivered. The AMS also has the possibility to communicate with the workshop Data Management System using an additional software module (ACP).

From the simplest entry level console to the most sophisticated computerized management system, we can supply the equipment required for the Professional Management of both new and used fluids.





- 1 AMS, ACCESS KEYPAD WITH AMM, APPLICATION SOFTWARE MEMORY MODULE (PN 381 000 + PN 381 600)
- 2 AMS, ACCESS KEYPAD WITHOUT PRINTER (PN 381 000)
- 3 IFCU, INTELLIGENT FLOW CONTROL UNIT (PN 381 500)
- 4 IFDM, INTELLIGENT FLUID DISPENSE MANAGER (PN 381 550)
- 5 FCU, FLUID CONTROL UNIT FOR FLUIDS (380 551)
- 6 NTPC, NETWORK PROTOCOL CONVERTER (PN 381 351 BASIC), (PN 381 352 PROFESSIONAL), (PN 381 353 PREMIUM)
- 7 TRM, TANK ROOM MANAGER (PN 382 100 + PN 382 120)
- 8 ACP PLATFORM (PN 381 66X)
- 9 DMS, DATA MANAGEMENT SYSTEMS SERVER

THE AMS IS DESIGNED TO SATISFY THE NEEDS OF:

- A - The user**, who will be guided during the delivery transaction by a rolling menu and who will have access to innovative functions such as: automatic identification by coded key, multi-fluid delivery under one work order and top up option on request.
- B - The supervisor**, who will have access to a wide variety of parameters that will allow him to set up the system management criteria which best meets his specific needs. Through easy to use PC software, he will be able to modify operator authorizations, adjust tank levels and access a wide range of statistics.
- C - The installer**, he will be able to easily install and set up the system. Directly connected to the main electricity supply (115 / 230 VAC), the AMS keypad has an internal 24 VDC power supply that provides the electrical power to between 1 and 8 outlets maximum, depending on the distance. The number of keypads in a system depends on the layout of the workshop and is not limited. The AMS can manage up to 100 outlets, each equipped with an Intelligent Flow Control Unit.



381 000 - 381 600 - 381 950

381 500

381 352



ACCESS KEYPAD

To be mounted in the workshop to provide technicians with remote access to outlets or reels. Access keypads include a coded key reader for user identification. As an option, a bar code reader can be connected to the access keypad for user identification, job order or job description registration. The access keypad also includes a slot for housing the application software memory module (PN 381 600): One software memory module is required for each installation.

Sturdy metal casing for durability, 25 key alphanumeric keyboard and 2 x 16 digit back lighted LCD display.

381 000 AMS Access keypad (Voltage input: 115 - 230 VAC)

381 600 AMM, Application software memory module

To be inserted into its slot in the access keypad, includes the system operating software. One memory module must be used with every system.

381 950 Cable for Can Bus, 1 m



INTELLIGENT FLOW CONTROL UNIT (IFCU)

The IFCU controls all parameters related with the distribution of fluids and integrates in one single module all of the following elements:

- A large capacity filter, easily accessed for cleaning.
- A double channel pulse transmitter for accurate and reliable metering.
- A solenoid valve to control the fluid line.
- A microprocessor CPU for the fluid outlet management.
- A large 3 digit high visibility display that shows the volume dispensed during the transaction and the outlet number when the outlet is not in use.
- Three LED lights that show the IFCU status.

The IFCU connection to the fluid distribution line is done through 1/2" threaded ports. Its connection to the electronic network is done through 2 standard plug-in electrical connectors (network IN / network OUT).

381 500 Intelligent Flow Control Unit with CAN controller 100 PPL and installation accessories

Includes electrical connectors and two 90° fittings for connection to the fluid distribution line. Connection threads: 1/2" BSP (F).



AMS WIN PC 3.0 + NETWORK PROTOCOL CONVERTER (NTPC)

The network protocol converter allows reliable communication with a PC through an USB connector.

The AMS Win PC software is delivered with the NTPC. The software runs on a WINDOWS operating system and uses ACCESS database.

THREE LEVELS / VERSIONS OF SOFTWARE

381 351 Basic version

This version allows:

- System parameters configuration.
- Declining balance Inventory Control and manual adjustment.
- List and sort of transaction.

381 352 Professional version

Includes all features in Basic version Plus:

- Automatic, real time, inventory control and adjustment using additional TRM or ATS.
- Export transactions to an excel file.

381 353 Premium version

Includes all features in Professional version Plus:

- Unlimited transactions prepared in advance (VPT).
- DMS Integration using ACP (.TXT; OBDC; XML).



381 351

BASIC

381 352

PROFESSIONAL

381 353

ACP INTERFACE (WEB SERVICE)

- The ACP program allows the AMS Win PC Software to interconnect with the most popular data management systems (DMS) in the market, offering an efficient bidirectional communication.
- Web service interface developed using communication standards (SAOP, XML, WSDL).
- Single or multiple validation of transactions (ex: Job Number, Oil Type, Litres, etc.).
- Export of all transactions data to the customer DMS.
- Other communication formats available (only single validation), such as:
Text Files (.TXT) or Database (.ODBC)
- Contact your SAMOA Distributor who will assist you with the ACP software you need.

VALIDATION, Single or multiple fields



DATA EXPORT TO DMS, Transaction completed



381 102



381 102 Additional power supply box

Each access keypad has a power supply box that provides energy to the system for opening and closing up to eight solenoid valves. An additional power net box is required when one single keypad needs to control more than eight hose reels or if the distance between the keypad and the last IFCU is too long.

381 700



381 700 Remote display unit (RDU)

High visibility 3-digit display, identical to the IFCU display. It displays in real time the delivery details of any transaction in a remote location. It is particularly useful when a hose reel is mounted onto a frame, which can be used from both sides. One RDU can display the delivery of any IFCU present on the network.

381 550



381 550 Intelligent fluid dispenser Manager (IFDM)

The IFDM manages the flow control units whenever the system requires a special pulse meter or solenoid valve (type of fluid, flow rate, pressure, etc.). It has the same electronic management functions as the IFCU.

381 905



381 901



381 912



736 349

ACCESSORIES

381 905 Five coded keys set

381 901 Bar coded reader

381 200 Thermal ticket printer Ticket printer for installation inside the access keypad.

381 950 Cable for CAN bus Communications cable to connect system elements, adequate in most installations.

736 353 Wall bracket for 381 000 or 381 001 Keypads for wall mounted applications.

381 912 IFCU bracket for open reels (501 and 504 series) for wall mounted applications.

736 349 Bracket for mounting up to 6 IFCUs (381 500) on top of a six hose reel stand (360 160). Requires brackets 381 911 and 381 910.

381 911 IFCU bracket. Use together with 736 349.

381 910 IFDM or remote display (RDU) bracket. Use together with 736 349.

736 377 Cover It covers the open area of bracket 736 349 when no IFCU is installed.

382 100

TANK ROOM MANAGER



Control module to monitor the volume in up to four tanks using barometric level sensors. The level sensors provide accurate measurement of the volume in each tank. The system can work as a stand-alone unit (TRM S/A) or as part of the Advanced Monitoring System AMS (TRM-NET). Four System modules can be connected together to monitor up to 16 tanks.

TRM-NET

When used with an AMS system, the TRM-NET is connected directly via the CAN-BUS network to any keypad of the installation (AMM version 3.1.3 or higher) and it transmits automatically accurate real time information about the level in the oil tanks increasing system security and reliability of the oil inventories. This way manual inventory adjustment is no longer required, for example when new oil is supplied into a tank.

Additionally the TRM-NET can open and close the compressed air supply valves up to four individual air operated pumps (using solenoid valves PN 389 013 or PN 389 012) securing that the fluid pipe line will be under pressure only when there is a request of fluid coming from one of the keypads. The TRM-NET can also control one general air solenoid valve.

382 100 Tank Management System module TRM-NET

382 120 Level sensor

Tank maximum depth 400 cm.

389 013 Compressed air solenoid valve, 1/2" BSP (FF)

10 bar working pressure. For PM4, PM45 and PM60 pumps.

389 012 Compressed air solenoid valve, 1/4" BSP (FF)

10 bar working pressure. For PM2 pumps.

TRM-S/A

When used as a stand-alone unit, the system is set up using an access keypad (PN 382 110). This keypad is used to set up tank parameters and minimum alert levels. Optionally, the TRM S/A can be controlled and set up from a PC using the AMS-WinPC Professional software pack (PN 382 352) that includes the network protocol converter (NTPC) to communicate with a PC through a USB serial port.

382 101 Tank Management System module TRM S/A

382 110 Tank Management System access keypad

382 120 Level sensor

Tank maximum depth 400 cm.

381 352 PC software kit

Includes software and NTPC.

382 120




389 013



382 001

TANK ALERT SYSTEM



Protects the waste oil tanks from overflow and the air operated pumps for new oil tanks from running dry. The module can accept up to four tank level contact sensors, e.g. three low level sensors in fresh oil tanks and one high level sensor in a waste oil storage tank. The unit includes four LED indicators and an acoustic alarm signal warning when each of the tanks reaches a critical level. It has two 24 V outlet for controlling solenoid valves and one 12 V outlet for connecting to a remote flash and acoustic alarm (PN 382 005).

The system can work as a stand-alone unit (ATS Basic+) or as part of the Advanced Monitoring System AMS (ATS-NET).

ATS Basic+

When used as a stand-alone unit, the system can control up to two solenoid valves. On a waste oil tank it prevents overflow by closing a driven valve (PN 389 020). With new oil tanks it can open and stop the compressed air supply to the air operated pumps (using a solenoid valve PN 389 013) preventing the pumps from running dry.

382 001 Tank Alert stand alone module

382 201 Height adjustable contact level sensor

With 5 m cable and 2" BSP (M) connection.

382 005 Remote flash and acoustic alarm

389 020 Driven valve 1 1/2" BSP (F) kit

Air solenoid valve 24 VAC included. For controlling waste oil delivery into the waste oil storage tank.

ATS-NET

When used with an AMS system, the ATS-NET is connected directly via the CAN-BUS network to any keypad of the installation (AMM version 3.1.3 or higher) and it transmits automatically an alarm signal, increasing system security, and preventing running out of stock. Additionally the ATS-NET can open and close the general compressed air supply to all air operated pumps (using a solenoid valve PN 389 013).

382 050 Tank Alert module ATS-NET

382 201 Height adjustable contact level sensor

With 5m cable and 2" BSP (M) connection.

382 005 Remote flash and acoustic alarm

389 013 Compressed air solenoid valve

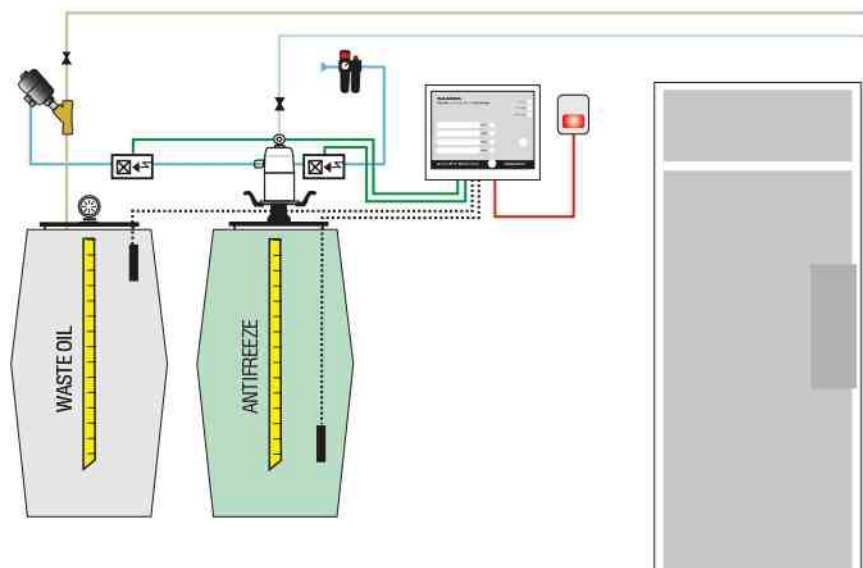
382 201

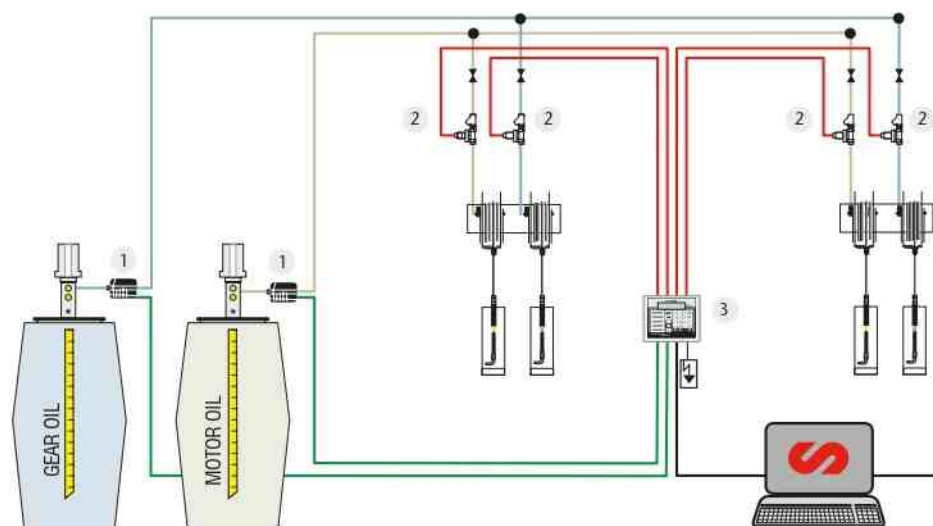


382 005



389 020





- 1 PULSE METER (Max. 2)
- 2 SOLENOID VALVE (Max. 10)
- 3 KEYPAD MODULE

This single keypad system is designed for shops that want simple control of their fluids. IMC offers ease of operation, great value and several features not previously available in entry level Fluid Management and Control System. IMC works with one pulse meter at each pump (maximum two pulse meters) and a solenoid valve at each fluid outlet (maximum 10 solenoid valves in total). The system does not allow simultaneous operation of outlets with the same fluid; however different fluids can be dispensed simultaneously. An upgraded Inventory Management Console, which allows connection to a PC, is available. PC connection makes setting and maintaining the system parameters easier and it is a powerful inventory control tool that allows tank level monitoring to alert the oil vendor or the shop purchase department with an email when the oil inventory level is low.

IMC standard features and capabilities are:

- Controls one or two fluids and up to 10 dispense points. Manages simultaneous dispensing of two different fluids.
- Up to 200 users, system access through pin number or coded key.
- Allows control of one air valve, so air supply is only available during service operating hours.
- Inventory management on a declining balance: allows initial inventory to be entered and deducts for each dispense. Manager needs to enter each delivery and the console alerts when inventory level is low.
- Two operation levels, user and manager levels. At user level it is only possible to order a dispense. At manager level is possible to adjust inventory levels, set inventory warning levels and perform other management functions.
- The system requires 115 or 230 VAC mains power.
- Can work with metric or US units of measure.

381 002



IMC COMPONENTS

381 002 Inventory management console module - 230 V

Access keypad designed to monitor and control fluid dispenses in a workshop from a single or central location. It can control a total of 10 different outlets with two different fluids. The unit tracks fluid dispenses for every single work order and provides additional information regarding each fluid such as current stock, reorder level and stop level. The IMC can also manage a solenoid valve to control the air powering the pumps, either according to a service planning schedule or from a command entered on the keypad by a manager. Four float type level switches provide the signals to control waste fluid levels in two waste fluid tanks and prevent overflow of used oil by disabling the waste product pump.

381 004 Inventory management console module - 115 V

Same as 381 002 for 115 V.

381 003 Inventory management console module with PC connection - 230 V

Similar to model 381 002 plus includes a validation chip and PC software that enables the setting and maintaining of system parameters through a PC. Also, the PC can alert the oil vendor or shop Purchasing Department with an email when the oil inventory level is low.

381 005 Inventory management console module with PC connection - 115 V

Same as 381 003 for 115 V.



366 050

366 050, 1/2" Pulse meter for oil

Oval gear meter for use with oil, or antifreeze. Meters are shock proof and isolated from the fluid handled and the assembly is enclosed in a PTE molded shroud. For being connected at each pump outlet.
Inlet - Outlet: 1/2" BSP (FF).
Min. - Max. flow rate: 1 - 30 l/min.
Max. working pressure: 100 bar.
Pulses per litre: 328.



366 055

366 055, 1/2" Stainless steel pulse meter

Oval gear meter for use with windshield wash solutions, antifreeze or AdBlue®/DEF. Meters are shock proof and isolated from the fluid handled and the assembly is enclosed in a PTE molded shroud. For being connected at each pump outlet.
Inlet - Outlet: 1/2" BSP (FF).
Min. - Max. flow rate: 1 - 50 l/min.
Max. working pressure: 100 bar.
Pulses per litre: 320.



389 001

389 001 Solenoid valve

24 VDC solenoid valve for oil and antifreeze (glycol).
Inlet - Outlet: 1/2" BSP (F).
Max. working pressure: 50 bar (715 psi).

389 004 Solenoid valve

24 VDC Solenoid valve made in Stainless steel for AdBlue®/DEF or windshield wash.
Inlet-outlet 1/2" BSP (FF).
Working pressure: 10 Bar.

ADVANCED MONITORING SYSTEM 12 V



This AMS version enables to control and measure the fluid dispensed through up to 6 hose reels per MFDM-LD 12 V (PN 382 113) . It is required a 12 VDC solenoid valve and pulse meter per hose reel.

System requires a 12 V AMS access keypad (PN 381 013) and an AMM, Advance Module Memory (PN 381 600). A display included in the MFDM-LD-12 V shows the number of the corresponding hose reels when the unit is inactive, and the quantity dispensed when a transaction is being performed.

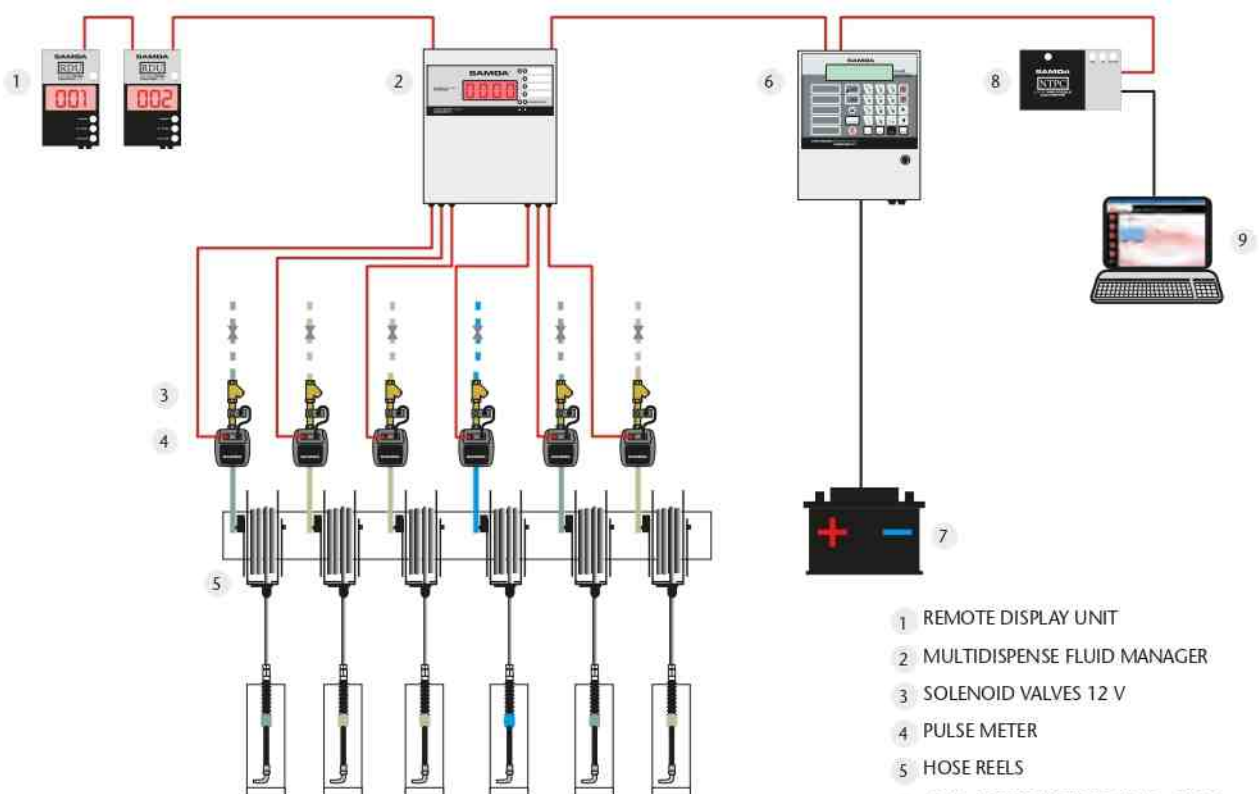
Simultaneous dispenses can be performed, but only the first one will be showed in the display (one or more RDUs can be used too). Two or more MFDM-LD 12 V can be connected to the same network.

The system can be used in vans and trucks providing 12 VDC power supply. This AMS version can be connected to a PC through a standard Samoa NTPC and any of the software version level (PN 381 351 - PN 381 352 - PN 381 353)

381 013 AMS, Access keypad with ticket printer (Voltage input: 12 VDC)

382 113 MFDM, Multi-Fluid Dispense Manager with 4 digits display (Voltage input: 12 VDC)

To be used with 12 V Access keypad (PN 381 013). Provides control to up 6 outlets.



- 1 REMOTE DISPLAY UNIT
- 2 MULTIDISPENSE FLUID MANAGER
- 3 SOLENOID VALVES 12 V
- 4 PULSE METER
- 5 HOSE REELS
- 6 AMS, ACCESS KEYPAD 12 V + AMM
- 7 12 VDC POWER SUPPLY
- 8 NETWORK PROTOCOL CONVERTER
- 9 PC RUNNING AMS - WIN PC SOFTWARE

381 030

ELECTRONIC PRESET DOSING MODULE DPS-16



381 030 Electronic preset dosing module

Preset dosing unit for industrial applications that helps you to accurately deliver the correct amount of fluid. It reduces the amount of key/button inputs required to obtain the required volume delivered. It can be used with a wide variety of fluids.

The module consists on a very robust, «vandal proof», button box (nickel coated brass buttons) and a remote display that shows the volume dispensed and the preset program selected. Buttons are used to select the preset program and to program the system. It can store up to 16 different pre-set volumes.

It is an open system and it can work with a wide range of fluids. It accepts any pulse meter from 1 to 6553 pulses per unit and can also work with 24 VDC solenoid valves in different sizes and materials to control the fluid delivery either by closing the fluid line or the pump air supply.

TECHNICAL SPECIFICATION

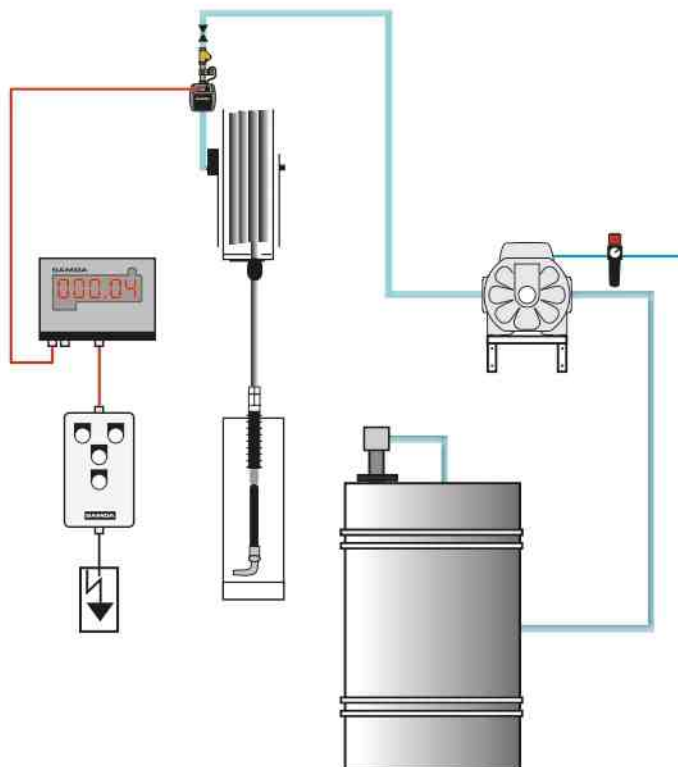
Power supply	100 - 230 VAC 50/60 Hz
Solenoid valve output	24 VDC, max. 1 A
Pulse per unit	1 - 9999
Calibration	From buttons
Pre-set adjust	From buttons
Number of pre-sets	16
Number of decimals	0, 1, 2, 3, 4, or AUTO
Time out	4 minutes

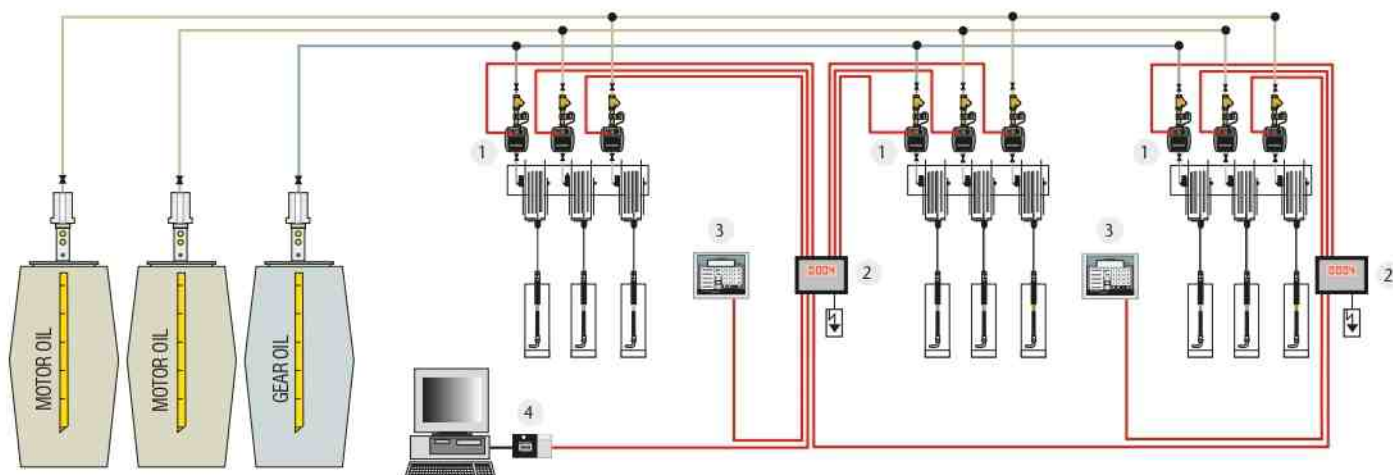
FLUIDS HANDLED

Mineral and synthetic based lubricants, grease hydraulic and transmission fluids, cutting oils antifreeze and coolant solutions, detergents, Solvents

APPLICATION

Assembly lines in general industry
Filling stations





- 1 FLOW CONTROL UNIT
(Max. 6 per Input / Output box)
- 2 INPUT/OUTPUT BOX WITH REMOTE DISPLAY
- 3 ACCESS KEYPAD
- 4 NETWORK PROTOCOL CONVERTER NTPC

Modular fluid monitoring and security system for small to medium size applications. It can be used to cover applications from a single access point keypad control system through to a multi-dispense point, multi-access, PC linked system.

SYSTEM COMPONENTS

381 060 Access keypad

Alphanumerical keypad to be mounted in the workshop allowing technician remote access to outlets / reels using numerical ID authorisation. It also allows.

381 150 Input / output control unit

Provides control to up to 6 outlets and communication between different keypads. Several Input / Output Control Units can be used in a system whenever there are more than six outlets in the system. Includes power supply unit. Voltage input: 110 - 240 V.

381 300 Network protocol converter and software (NTPC)

The network protocol converter allows reliable communication with a PC, through a RS232 serial port connector.

The PC software delivered with the NTPC is user-friendly and it takes full advantage of the flexibility and the wide possibilities of the fluid monitoring System. This software supports both daily operations and statistical analysis, to help develop sales and increase profit. The software runs on a PC, in a WINDOWS environment and uses an ACCESS database.



380 551

PULSE METERS

366 050 In line pulse meter for oil

366 055 In line pulse meter in stainless steel for windshield wash, antifreeze or AdBlue®/DEF

SOLENOID VALVE

389 001 Solenoid valve for oil and antifreeze

389 004 Solenoid valve in stainless steel for AdBlue®/DEF or windshield wash

FLUID CONTROL UNITS

Line meter solenoid valve assembly. The line meter monitors the fluid flow and sends electronic pulses to the Input/Output unit. The solenoid valve opens and closes the hose reel selected. Meter and valve are constructed and tested to guarantee accurate and safe function.

380 501 Fluid control unit for oil and antifreeze

Includes line meter 366 050 and solenoid valve 389 001. Unit also includes Y strainer at the fluid inlet. Connection threads: 1/2" BSP (MM) with 60° cone seal. 328 pulses per litre.

380 551 Fluid control unit for windscreen washer and detergents

Includes line meter 366 055 and solenoid valve 389 001. Unit also includes Y strainer at the fluid inlet. Connection threads: 1/2" BSP (MM) with 60° cone seal. 320 pulses per litre.

USED FLUID COLLECTION UNITS	109
WASTE OIL SUCTION AND GRAVITY RECEIVERS, 100 AND 70 LITRES	111
WASTE OIL DRAIN UNITS	112
WASTE OIL EVACUATION PUMP KITS AND EVACUMASTER SUCTION UNIT	113
WASTE OIL EQUIPMENT ACCESSORIES	114



USED FLUID COLLECTION UNITS

Mobile units designed for the collection of used fluids like motor oil, gear oil, antifreeze and coolant fluids as well as other non aggressive A-III class automotive fluids.

Models for gravity collection are fitted with a telescopic bowl and they can be used under vehicle hoists or inside lubrication pits for collection of the used fluid.

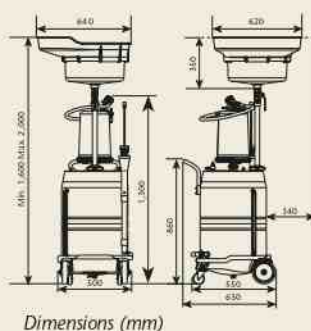
Models fitted with a pneumatic vacuum pump can be used for extracting waste oil through the vehicle motor oil dipstick tube using an adequate adaptor or suction cane. The pneumatic suction pump has no moving, no wear parts, and can achieve up to 80% vacuum. Suction units include a complete set of suction canes and adaptors.

Once full, the reservoir can be discharged either using a remote pump through a hydraulic type connector fitted to the bottom of the unit, with a piston pump attached to the unit or pressurizing the unit reservoir at 0.5 bar (3.5 psi) maximum with a tire inflator.



100
LITRES

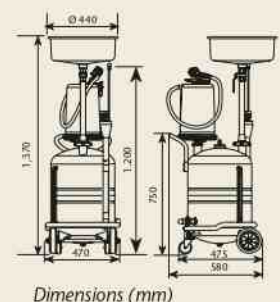
COMMON FEATURES



- 100 litres (26 gallons) capacity steel reservoir, with side level gauge.
- Tray for tools, washers, plugs, etc. on top of the reservoir.
- One piece molded spoiler for securing the discharge hose in pressure discharge models.
- Two reinforced casters and two reinforced fixed wheels.
- Steel tank with epoxy powder coating.
- Models for gravity collection include a telescopic collection bowl, with an oversized 360° positionable composite extension for wider reach, and an anti splash grid that can hold used filters for draining.

70
LITRES

COMMON FEATURES



- 70 litres (17 gallons) capacity steel reservoir, with side level gauge.
- Two reinforced casters and two reinforced fixed wheels
- Steel tank with epoxy powder coating.



Combined waste oil suction and gravity collection units, with transparent chamber. Units with a 10 litres transparent chamber that can be used as a vacuum reservoir and allows an immediate inspection of the extracted waste oil. They can be used remotely once vacuum is created inside the steel reservoir. Discharge through a 1.5 m discharge hose pressurizing the unit. Includes safety valve to avoid over pressurization.

372 000, 100 litres combined waste oil suction and gravity collection unit, with transparent chamber

373 000, 70 litres combined waste oil suction and gravity collection unit, with transparent chamber



Combined waste oil suction and gravity collection units. They can be used remotely once vacuum is created inside the steel reservoir. Discharge is done through a 1.5 m discharge hose pressurizing the unit. Includes safety valve to avoid over pressurization.

372 500, 100 litres combined waste oil suction and gravity collection unit

373 500, 70 litres combined waste oil suction and gravity collection unit



Waste oil suction collection units with transparent chamber. Units include a 10 litres transparent chamber that can be used as a vacuum reservoir and allows an immediate inspection of the extracted waste oil. They can be used remotely once vacuum is created inside the steel reservoir. Discharge through a 1.5 m discharge hose pressurizing the unit. Includes safety valve to avoid over pressurization.

372 100, 100 litres waste oil suction collection unit with transparent chamber

373 100, 70 litres waste oil suction collection unit with transparent chamber



Waste oil suction collection units. They can be used remotely once vacuum is created inside their steel reservoir. Discharge through a 1.5 m discharge hose pressurizing the unit (except model 371 600). Includes safety valve to avoid over pressurization.

372 600, 100 litres waste oil suction collection unit

373 600, 70 litres waste oil suction collection unit

371 600, 24 litres waste oil suction collection unit

DRAIN UNITS - GRAVITY COLLECTION



Gravity collection with pressure discharge. Discharge is done through a 1.5 m hose pressurizing the unit at 0.5 bar (3.5 psi). Includes a safety valve to avoid overpressurization.

372 400, 100 litres gravity waste oil drainer. Pressure discharge

373 400, 70 litres gravity waste oil drainer. Pressure discharge

Gravity collection with pump discharge. Discharge is done through a 1:1 pressure ratio pneumatic piston pump attached to the back of the unit reservoir and 1.5 m hose with a hydraulic type coupler.

372 200, 100 litres gravity waste oil drainer. Pump discharge

373 200, 70 litres gravity waste oil drainer. Pump discharge

Gravity collection with remote pump discharge. Discharge is done connecting the unit to a wall mounted discharge pump kit through a hydraulic coupler located at the bottom of the reservoir.

372 300, 100 litres gravity waste oil drainer.

Remote pump discharge

373 300, 70 litres gravity waste oil drainer.

Remote pump discharge

USED FLUID COLLECTION UNITS - SPECIALTY DRAINERS



Low level mobile drainers for gravity collection of waste oil and used automotive fluids such as antifreeze solutions. Recommended to use when a hoist or a service pit is not available. Gravity discharge through a drain valve or using an evacuation pump kit (PN 559 100) through a dry break hydraulic connector (PN 950 352, not included).

435 000 Low level mobile drainer, 20 litres
20 litres (5.2 US gallons) unit for use with passenger cars and small vans.

436 000 Low level mobile drainer, 95 litres
95 litres (25 US gallons) unit for use with passenger cars, vans, tractors, commercial vehicles, etc.

436 100 Anti-freeze recovery unit

Low level-waste oil drainer 436 000 equipped with a DF50 diaphragm pump. Allows draining the antifreeze when a pit or lift is not available. Thanks to the diaphragm pump and the delivery gun is possible to reuse the antifreeze.

437 300 Motor Bike waste oil drainer, 35 litres

Unit incorporates a low profile pivoting bowl for gravity collection from motorbikes on service lifts. When the unit is connected to a compressed air supply, the waste oil is automatically discharged through an open-end 1.5 m hose. The hose also serves as level gauge. The unit is fitted with a safety valve and an air pressure regulator, factory set to guarantee a low pressure and safe discharge of the unit. Maximum/minimum height of the top edge of the bowl: 1,000 / 700 mm (Not suitable for use with any outlet self-sealing connections).

439 100 Pit rolling drainer, 95 Litres

Rolling drainer for being installed between pit rails with minimum / maximum width of 1,040 / 1,450 mm. 95 litres (25 US gallons) capacity. Unit includes antislash grid, four vertical and four horizontal rollers for easy rolling and an 1-1/4" outlet with ball valve. The unit allows the connection of a hydraulic connector for discharging the unit once full with a discharge pump kit.

WASTE OIL EVACUATION PUMP KITS AND EVACUMASTER SUCTION UNIT



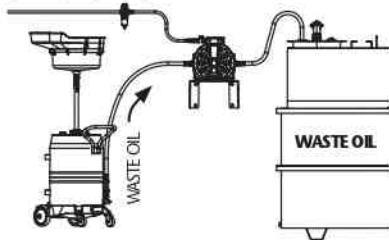
WASTE OIL EVACUATION PUMP KIT

559 101 Waste oil evacuation pump kit

DF100 double diaphragm pump kit for discharging waste oil drainers through a hydraulic coupler. Kit includes: DF100 double diaphragm pump (551 030: Improved suction performance, NBR diaphragms) with wall bracket, 1.5 m air connection hose with quick coupler and connector, 1.5 m discharge hose and 1.5 m transparent suction hose with hydraulic connector 950 352.

379 100 Waste oil evacuation pump kit

Similar to model 559 100, includes a PM2 ratio 1:1 pressure ratio piston pump instead of 1" diaphragm pump.



Recommended accessories:

950 303, 3/4" BSP (FF) shut off valve.

950 353, 3/4" hydraulic coupler.

240 500 Air line filter and pressure regulator

239 001, 3/8" BSPT (M) x 1/4" BSPT (M) adaptor.

945 551, 3/4" BSP (MM) adaptor.



559 101

379 100

WASTE OIL DRAIN AND EVACUATION KIT FOR CONSTRUCTION AND MINING VEHICLES

559 111 Waste oil drain and evacuation kit for construction and mining vehicles

15 m x 1" high volume hose reel with its inlet hose connected to a DF100 double diaphragm pump. The kit is used for clean, fast and efficient waste oil evacuation from large construction and mining vehicles when connected to the vehicle's engine with a connector compatible with the one at the vehicle drain plug (cam-lock or hydraulic coupler).

The kit includes a 15 m x 1" hose reel, a DF100 aluminium diaphragm pump (551 030: Improved suction performance, NBR diaphragms), 1.5 x 3/4" discharge hose and 1.5 m air connection hose with quick coupler and connector.

Recommended accessories:

950 303, 3/4" BSP (FF) shut off valve.

950 353, 3/4" hydraulic coupler.

240 500, air line filter and pressure regulator.

239 001, 3/8" BSPT (M) x 1/4" BSPT (M) adaptor.

945 551, 3/4" BSP (MM) adaptor.



559 111

EVACUMASTER WASTE OIL SUCTION UNIT

379 710

Single point waste oil suction unit for collecting waste oil directly from the vehicle's engine using a suction cane inserted into the engine oil dip stick tube. The unit is installed alongside the service bay and provides the cleanest method for waste oil collection.

Direct from engine to storage tank eliminates operator contact with waste oil and eliminates splashes and spills of waste oil. It also eliminates the use of mobile units and removes all leaking drain plugs issues.

An air operated pump, specially designed for suction applications, extracts the waste oil and pumps it to a remote storage tank. The unit can be used together with a waste oil hose reel (506 503 or 507 503) for extended reach.

The unit includes a special piston pump for waste oil suction, on/off valve, air filter with pressure regulator, vacuum gauge for monitoring the unit performance, extra large capacity suction filter, 3 m suction hose and complete kit of suction canes and adaptors.

379 711 Wall mounted waste oil suction unit

379 710 Pedestal mounted waste oil suction unit

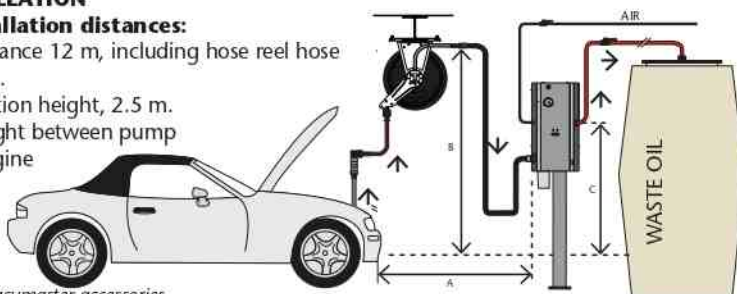
TYPICAL INSTALLATION

Maximum installation distances:

A: Maximum distance 12 m, including hose reel hose fully extended.

B: Maximum suction height, 2.5 m.

C: Maximum height between pump outlet and engine oil sump level, 1 m.



See next page for Evacumaster accessories

Product specifications are subject to change without prior notice



372 003


WASTE OIL SUCTION ACCESSORIES
372 003 Transparent chamber kit

10 litres transparent chamber, mounts on 70 and 100 litres waste oil suction units. Completes with vacuum pump, vacuum gauge and 2 m suction hose with rubber grip and connector for Mercedes Benz vehicles.

737 967 Suction hose kit

2 m transparent suction hose with rubber grip, shut-off valve and connector for Mercedes Benz vehicles.



737 950 Suction canes and adaptors set
Includes canes Part No. 737 949, 737 952, 737 953, 737 954, 737 955 and adaptors Part No. 737 947 and 737 948.

737 972 Suction canes and adaptors set with canes holder

Canes and adaptors set Part No. 737 950 with a suction canes holder.

372 002 - 743 305


WASTE OIL COLLECTION BOWLS
372 002. Collection bowl for 100 litres waste oil receivers

Includes 20 litres metal bowl, oversized extension and antisplash grid, tube, shut-off valve, swivel and adapter for fixing the tube to receivers.

373 002 Collection bowl for 100 litres waste oil receivers

Includes 20 l metal bowl, tube, shut-off valve, swivel and adapter for fixing the tube to receivers.

743 305, 20 litres collection bowl

20 l metal bowl with tube and 2" bung adaptor for fixing to an empty drum.

506 503 - 507 503


WASTE OIL SUCTION HOSE REELS

For use with EVACUMASTER units.

506 503 Aluminium single arm waste oil hose reel

Includes 6 m x 5/8" suction hose and 0.8 m x 5/8" connection hose.

507 503 Individually enclosed waste oil hose reel

Includes 6 m x 5/8" suction hose and 0.8 m x 5/8" connection hose.

SUCTION CANES AND ADAPTERS
INDIVIDUAL WANDS AND ADAPTORS

Part No.	TYPE	DESCRIPTION OD X ID X LENGTH
737 952	Flex	6 x 4 x 700 mm
737 953	Flex	8 x 6 x 700 mm
737 954	Rigid Copper	5 x 4 x 700 mm
737 955	Rigid Copper	6 x 5 x 700 mm
737 949	Flex	7 x 5 x 1,000 mm
737 958	Flex	6 x 4 x 1,200 mm
737 959	Flex	8 x 6 x 1,200 mm
737 946	Flex	8 x 6 x 1,700 mm
737 947	Adaptor	AUDI, VOLKSWAGEN GROUP
737 948	Adaptor	PSA GROUP

DRUM TROLLEYS


432 000, 185 kg / 200 litres drum trolley

431 000, 50 kg drum trolley

HYDRAULIC CONNECTORS AND COUPLERS


950 352, 3/4" BSP (F) hydraulic connector.

950 353, 3/4" BSP (F) hydraulic coupler.

950 354, 1" BSP (F) hydraulic connector.

950 355, 1" BSP (F) hydraulic coupler.

950 356, 1 1/2" BSP (F) hydraulic connector.

950 357, 1 1/2" BSP (F) hydraulic coupler.

945 551, 3/4" BSP (MM) connection adaptor.

945 513, 1 1/4" BSP (M) - 3/4" BSP (F) connection adapter.

FOUR-WAY EVACUATION VALVE

361 300 Four-way evacuation valve

simplifies plumbing and allow the use of one pump to pull and push waste fluids on/off their storage tank with the swing of a handle.

- Lube trucks
- Construction and mining
- Manufacturing facilities

The valve is manufactures in anodized aluminium and acetal and has 1" BSP (F) inlets and outlets.

DC DIESEL PUMPS AND KITS - POLUX SERIES	116
AC DIESEL PUMPS AND KITS - POLARIS SERIES	117
DIESEL PUMP ACCESSORIES	119
OIL PUMPS WITH ELECTRIC MOTOR - FLOWSTAR SERIES	120
OIL ELECTRIC PUMP KITS - FLOWSTAR SERIES	121



DC DIESEL PUMPS AND KITS - POLUX SERIES

684 530 - 684 451

12 & 24 V DC ROTARY VANE PUMPS - POLUX SERIES

12 and 24 VDC rotary vane pumps for diesel

Self priming pumps with self-adjustable vanes. Pump body made of cast-iron with rustproof treatment, rotor of sintered steel and vanes of acetyl resin. The pump includes a by-pass valve and a built in filter with easy access for cleaning. The pump can be mounted vertically or horizontally, has a carrying handle and 2 m cable with crocodile clamps.

Inlet / outlet connection: 1" BSP (F) or flange coupling.

Maximum suction lift: 2.5 m.

Electric DC motor with IP-55 protection, allows intermittent operation duty with maximum cycles of 30 minutes.

On/off switch and fuse.

PART No.	SUPPLY	CURRENT	POWER	PRESSURE	FLOW RATE
684 530	12 VDC	22 A	140 W	0,8 bar	40 l/min
684 451	12 VDC	38 A	220 W	0,8 bar	60 l/min
684 531	24 VDC	13 A	160 W	0,8 bar	43 l/min
684 450	24 VDC	25 A	240 W	0,8 bar	65 l/min



684 512 - 684 514

12 V PUMP - POLUX SERIES DIESEL TRANSFER KITS

Portable transfer kit with 12 VDC Polux Series pump, delivery hose, nozzle, meter, fittings and suction kit depending on the model.

Order suction accessories separately when not included.

PART No.	PUMP	OUTLET HOSE	NOZZLE	SUCTION KIT
684 512	684 530	4 m (689 024)	Standard (361 000)	-
684 951	684 530	4 m (689 024)	Standard (361 000)	2 m (689 030)
684 514	684 530	4 m (689 024)	Standard + Meter (361 000) + (366 976)	2 m (689 030)
684 461	684 451	4 m (689 021)	Automatic (688 300)	-
684 465	684 451	4 m (689 021)	Automatic + Meter (688 300) + (366 976)	2 m (689 030)



684 460 - 684 464

24 V PUMP - POLUX SERIES DIESEL TRANSFER KITS

Portable transfer kit with 24 VDC Polux Series pump, delivery hose, nozzle, meter, fittings and suction kit depending on the model.

Order suction accessories separately when not included.

PART No.	PUMP	OUTLET HOSE	NOZZLE	SUCTION KIT
684 524	684 531	4 m (689 024)	Standard (361 000)	-
684 526	684 531	4 m (689 024)	Standard (361 000)	2 m (689 030)
684 527	684 531	4 m (689 024)	Standard + Meter (361 000) + (366 976)	2 m (689 030)
684 460	684 450	4 m (689 021)	Automatic (688 300)	-
684 464	684 450	4 m (689 021)	Automatic + Meter (688 300) + (366 976)	2 m - (689 030)



AC DIESEL PUMPS AND KITS - POLARIS SERIES

230 V - 50 HZ AC ROTARY VANE PUMPS - POLARIS SERIES

685 720 - 685 722

230 VAC - 50 Hz rotary vane pumps for diesel

Self priming pumps with self-adjustable vanes. Pump body made of cast-iron with rustproof treatment, rotor of sintered steel and vanes of acetyl resin. The pump includes a by-pass valve and a built in filter with easy access for cleaning. The pump can be mounted vertically or horizontally and has 1,8 m cable with plug.

Inlet/outlet connection: 1" BSP (F) or flange coupling

Maximum suction lift: 2.5 m

Electric AC motor with IP-55 protection, allows continuous operation duty.

On / off switch and fuse.

PART No.	SUPPLY	CURRENT	POWER	PRESSURE	FLOW RATE
685 720	230 VAC	2.2 A	370 W	1.7 bar	50 l/min
685 721	230 VAC	3 A	500 W	1.7 bar	70 l/min
685 722*	230 VAC	4.6 A	750 W	1.7 bar	95 l/min

* Does not include built in filter.



230 V PUMP - POLARIS SERIES DIESEL TRANSFER KITS

685 741 - 685 742

230 VAC Polaris Series pump kits, include delivery hose and nozzle, fittings and suction kit depending on the model.

Order suction accessories separately when not included.

PART No.	PUMP	OUTLET HOSE	NOZZLE	SUCTION KIT
685 741	685 720	4 m (689 024)	Standard (361 000)	-
685 974	685 720	4 m (689 024)	Standard (361 000)	2 m (689 030)
685 742	685 720	4 m (689 021)	Automatic (688 300)	-
685 743	685 720	4 m (689 021)	Automatic (688 300)	2 m (689 030)
685 771	685 721	4 m (689 024)	Standard (361 000)	-
685 772	685 721	4 m (689 021)	Automatic (688 300)	-



230 V - POLARIS SERIES DIESEL TRANSFER KITS WITH METER

685 750 - 685 752

230 VAC Polaris Series pump, kit with mechanical meter (PN 680 300), delivery hose, fittings, nozzle and suction kit depending on the model. Meter valid for non commercial applications only. Order suction accessories separately when not included.

PART No.	PUMP	OUTLET HOSE	NOZZLE	SUCTION KIT
685 750	685 720	4 m (689 024)	Standard (361 000)	-
685 752	685 720	4 m (689 021)	Automatic (688 300)	-
685 754	685 720	4 m (689 021)	Automatic (688 300)	689 036
685 751	685 721	4 m (689 024)	Standard (361 000)	-
685 753	685 721	4 m (689 021)	Automatic (688 300)	-
685 755	685 721	4 m (689 021)	Automatic (688 300)	689 036



AC DIESEL PUMP KITS - POLARIS SERIES

685 716 - 685 718

WALL MOUNTED TRANSFER 230 V PUMP KITS - POLARIS SERIES



50 or 70 l/min Polaris Series pump on a bracket for wall or tank mounting. The kit includes a 230 V - 50 Hz diesel pump with on/off switch and 1,8 m cable with plug, wall mounting bracket, 4 m delivery hose, nozzle and a three digit meter (PN 680 300) flange mounted to the pump and with a 90° swivelling elbow outlet. Fluid inlet connection 1" BSP (F).

Order suction accessory separately when not included.

Meter valid for non commercial applications only.

PART No.	PUMP	OUTLET HOSE	NOZZLE	METER	SUCTION KIT
685 710	685 720	4 m (689 024)	Standard (361 000)	680 300	-
685 717	685 720	4 m (689 021)	Automatic (688 300)	680 300	-
685 708	685 720	4 m (689 021)	Automatic (688 300)	680 300	689 037
685 713	685 721	4 m (689 024)	Standard (361 000)	680 300	-
685 716	685 721	4 m (689 021)	Automatic (688 300)	680 300	-
685 709	685 721	4 m (689 021)	Automatic (688 300)	680 300	689 037
WALL MOUNTED KITS WITH FILTER (689 090)					
685 719	685 720	4 m (689 021)	Automatic (688 300)	680 300 + filter	-
685 718	685 721	4 m (689 021)	Automatic (688 300)	680 300 + filter	-

685 715

WALL MOUNTED 230 V PUMP CABINETS - POLARIS SERIES



50 or 70 l/min Polaris Series pump in a cabinet for wall or tank mounting. The unit includes a 230 V - 50 Hz diesel pump with 1,8 m cable with plug, cabinet with nozzle holder with automatic on/ off switch, 4 m delivery hose, automatic nozzle and a three digit meter, flange mounted to the pump and with a 90° swivelling elbow outlet.

Fluid inlet connection 1" BSP (F). Order suction accessories separately.

Meter valid for non commercial applications only.

PART No.	PUMP	OUTLET HOSE	NOZZLE	METER
685 712	680 720	4 m (689 021)	Automatic (688 300)	680 300
685 715	680 721	4 m (689 021)	Automatic (688 300)	680 300

685 715

230 V PUMP LOCKABLE CABINETS - POLARIS SERIES



50 or 70 l/min Polaris Series pump in a cabinet with safety lock for wall or tank mounting. The unit includes a 230 V - 50 Hz diesel pump with 1,8 m cable with plug cabinet with nozzle holder with automatic on/ off switch, 4 m delivery hose, automatic nozzle and a three digit meter, flange mounted to the pump and with a 90° swivelling elbow outlet.

Fluid inlet connection 1" BSP (F). Order suction accessories separately.

Meter valid for non commercial applications only.

PART No.	PUMP	OUTLET HOSE	NOZZLE	METER
685 777	680 720	4 m (689 021)	Automatic (688 300)	680 300
685 778	680 721	4 m (689 021)	Automatic (688 300)	680 300

DIESEL METERS

Nutating-disk meter for diesel with mechanical register. Very low pressure drop; it can be used for gravity fed applications. Resettable partial reading up to 999,9 litres and permanent 6 digit totaliser. 1" BSP (F) inlet and outlet, both with flange for optional flange mounting. The meter allows to orientate the inlet and outlet in four different positions. Maximum working pressure: 10 bar. Flow range: 20 to 100 l/minute. Precision after calibration: $\pm 1\%$. Meter valid for non commercial applications only.

680 300 Diesel meter with mechanical 3 digit register

680 301 Diesel meter with mechanical 4 digit register

689 044 Swivel elbow for meter outlet 1" BSP (MF)

680 301



361 000



688 100



689 090



DIESEL NOZZLES

361 000 Aluminium manual nozzle. Fluid inlet: 1" BSP (F) - 100 l/min.

689 910 Thermoplastic manual nozzle. Fluid inlet: 1" BSP (F) - 80 l/min.

688 300 Aluminium automatic nozzle. Fluid inlet: 1" BSP (F) - 60 l/min.

688 001 Aluminium automatic nozzle. Fluid inlet: 1" BSP (F) - 80 l/min.

688 100 Aluminium automatic nozzle. Fluid inlet: 1" BSP (F) - 120 l/min.

364 030 Aluminium inlet swivel. 1" BSP (MF) (included in automatic nozzles).

DIESEL FILTERS

When fitted at the pump outlet they eliminate dirt up to 30 microns and the water contained in the diesel.

689 090, 65 l/min diesel filter, 1" BSP (F).

689 098, 110 l/min diesel filter, 1" BSP (F).

689 091 Replacement cartridge

For filter 689 090

689 099 Replacement cartridge

For filter 689 098

HOSES FOR DIESEL

Rubber hose with metal swagged 1" BSP (M) fittings.

689 021



PART No.	HOSE LENGTH AND Ø
689 021	4 m x Ø 19 mm
689 022	4 m x Ø 25 mm
689 023	6 m x Ø 19 mm

PUMP BRACKETS

689 052 Pump wall bracket

756 200 Bracket with handle

360 137 Universal bracket for 205 litres drum and IBCs

756 200



SUCTION TUBES

Telescopic suction tubes for connecting directly to the pump inlet. 1" BSP (M) connection, 2" (M) bung adaptor and foot valve with filter, (PN 689 042).

689 035 For drums or tanks with a maximum height of 1m

689 036 For tanks with a maximum height between 1 and 1,75 m

689 037 Suction assembly

Includes 2 m x Ø 25 mm hose, shut off valve and telescopic suction tube 689 036.

689 035



689 036

CONNECTION ADAPTORS FOR HOSES

689 042 Foot valve with filter for suction tube, 1" BSP (F)

689 015 Brass foot valve with filter for suction tube, 1" BSP (F)

689 041 Suction filter for hose, Ø 25 mm

689 016 Brass suction filter for hose, 1" BSP (F)

689 040 «Y» strainer, 1" BSP (F)

689 019 Brass «Y» strainer, 1" BSP (F)

689 047 Hose barb adaptor Ø 19 mm with clamps, 1" BSP (M).

689 048 Hose barb adaptor Ø 25 mm with clamps, 1" BSP (M).

689 017 Brass hose barb adaptor Ø 19 mm with clamps, 1" BSP (M)

689 018 Brass hose barb adaptor Ø 25 mm with clamps, 1" BSP (M)

689 053 Pump, drum and suction kit connection adaptor, 2 x 1" BSP (M) / 2" BSP (M)



689 041



689 042



689 040



689 053



689 047

SUCTION HOSES

Transparent PVC spring reinforced hoses. Suction hoses include swaged metal 1" BSP (M) fittings and foot valve.

689 030, 2 m x Ø 25 mm

689 031, 4 m x Ø 25mm

689 030



OIL PUMPS WITH ELECTRIC MOTOR - FLOWSTAR SERIES

561 012

OIL PUMPS WITH 12 AND 24 VDC ELECTRIC MOTOR - FLOWSTAR SERIES



External gear pumps with 12 and 24 V DC motors with IP55 protection, on/off switch, fuse and 2 m cable with crocodile clamps. Pump can work in intermittent duty cycles of 30 minutes and has built-in by-pass valve.

Inlet connection: 3/4" BSP (F).

Outlet connection: 1/2" BSP (F).

Maximum suction lift: 2.5 m.

PART No.	POWER SUPPLY	ELECTRIC MOTOR POWER	MAXIMUM PRESSURE	MAXIMUM DELIVERY
561 012	12 VDC	200 W	11.5 bar	5.2 l/min
561 024	24 VDC	200 W	12.5 bar	5.6 l/min

561 300 - 561 210

OIL PUMPS WITH 230 VAC AND 400 VAC MOTORS - FLOWSTAR SERIES



Internal gear electric pumps for lubricants. 230 V - 50 Hz (single phase) or 400 V - 50 Hz (three phase) motor depending on model, IP-55 protection and on/off switch. Cast iron pump body, sintered steel gears and by-pass valve. Motor with mounting feet, the pump can be mounted horizontally on a flat surface or vertically to a wall.



Models with electronic pressure switch start automatically whenever a pressure drop in the distribution line occurs (i.e. when a delivery gun is opened) and stops once pressure is built again in the line (i.e. when a delivery gun is closed).

PART No.	POWER SUPPLY	ELECTRIC MOTOR POWER	MAXIMUM PRESSURE	MAXIMUM DELIVERY	ELECTRONIC PRESSURE SWITCH
561 100	230 V - 50 Hz	600 W	10 bar	10 l/min	NO
561 101	400 V - 50 Hz	600 W	10 bar	10 l/min	NO
561 110	230 V - 50 Hz	600 W	10 bar	10 l/min	YES
561 200	230 V - 50 Hz	780 W	15 bar	13 l/min	NO
561 201	400 V - 50 Hz	780 W	15 bar	13 l/min	NO
561 210	230 V - 50 Hz	780 W	15 bar	13 l/min	YES
561 300	230 V - 50 Hz	780 W	24 bar	11 l/min	NO
561 301	400 V - 50 Hz	780 W	24 bar	11 l/min	NO
561 310	230 V - 50 Hz	780 W	24 bar	11 l/min	YES

561 610

HIGH PERFORMANCE OIL PUMPS WITH ELECTRIC MOTOR - FLOWSTAR SERIES



High performance external gear pumps directly coupled to an electric motor with IP 55 protection for the transfer or distribution of large volumes of lubricants. Pump gears are manufactured in steel and pump body is manufactured in cast iron. All pumps include adjustable by-pass valve.

PART No.	POWER SUPPLY	ELECTRIC MOTOR POWER	MAXIMUM PRESSURE	MAXIMUM DELIVERY
561 615	230 V - 50 Hz	750 W	8 bar	25 l/min
561 614	230 V - 50 Hz	1,500 W	8 bar	50 l/min
561 611	230 V - 50 Hz	2,000 W	8 bar	70 l/min
561 613	400 V - 50 Hz	1,500 W	10 bar	50 l/min
561 610	400 V - 50 Hz	1,500 W	9.5 bar	70 l/min

OIL ELECTRIC PUMP KITS - FLOWSTAR SERIES



OIL PUMP PORTABLE KITS

562 000 - 561 026 - 561 025



562 000

PART No.	POWER SUPPLY	PUMP	OUTLET HOSE	DELIVERY GUN	SUCTION ACCESSORIES	OTHER ACCESSORIES
562 000	230 VAC	561 100	3 m (362 103)	Metered control gun 365 535	3 m with foot valve 367 012	Bracket 756 012
562 010	230 VAC	561 300	3 m (362 103)	Metered control gun 365 535	3 m with foot valve 367 012	Bracket 756 012
561 014	12 VDC	561 012	3 m (362 103)	Control gun 363 115	3 m with foot valve 367 012	
561 013	12 VDC	561 012	3 m (362 103)	Metered control gun 365 535	3 m with foot valve 367 012	
561 026	24 VDC	561 024	3 m (362 103)	Control gun 363 115	3 m with foot valve 367 012	
561 025	24 VDC	561 024	3 m (362 103)	Metered control gun 365 535	3 m with foot valve 367 012	

MOBILE OIL DISPENSER FOR 205 L DRUMS WITH ELECTRIC 230 V PUMP
FLOWSTAR SERIES

562 100

Mobile oil dispenser with Flowstar Series electric pump. Includes connection accessories, hose end meter and trolley for 205 litre drums.



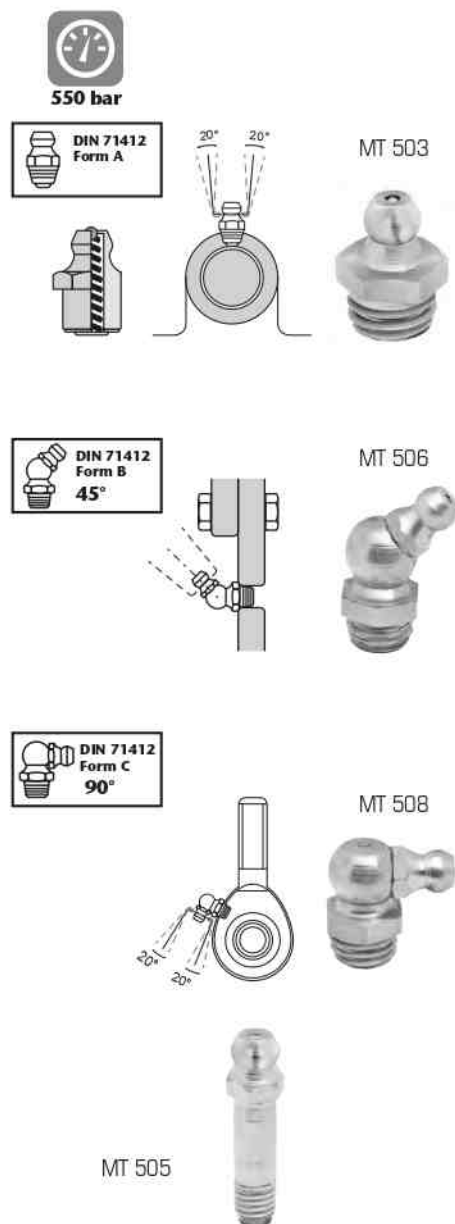
PART No.	PUMP	OUTLET HOSE	SERVICE GUN	SUCTION KIT	OTHER ACCESSORIES
562 100	561 100	3 m (362 103)	Metered control valve (365 535)	3 m (367 012)	Trolley (432 000) + (360 134)

09

ELECTRIC
PUMPS

GREASE NIPPLES	124
GREASE NIPPLES, DISCHARGE VALVES AND THREAD GAUGES	125
GREASE CONNECTORS, NOZZLES AND OTHER ACCESSORIES	126
GREASE STEMS AND OUTLET HOSES	127
LEVER ACTION GREASE PUMPS - SG SERIES	128
MANUAL HAND HELD GREASE PUMPS	129
AIR OPERATED AND BATTERY HAND HELD GREASE PUMPS, FILLER VALVES AND FITTINGS	130
BATTERY GREASE PUMPS	131
GREASE COMPRESSORS AND BUCKET PUMPS	132
DRUM PUMPS FOR OIL AND OTHER FLUIDS	133
DRUM PUMPS FOR OIL AND OTHER FLUIDS GEAR OIL DISPENSERS	134
DRUM PUMPS FOR VARIOUS FLUIDS	135
DRUM PUMPS FOR VARIOUS FLUIDS AND CONNECTING ADAPTORS	136
FUNNELS, MEASURES AND GRAVITY DRAINERS	137
BARREL TAPS, CANS AND OIL CANS	138





HYDRAULIC GREASE NIPPLES				
MT 503 STRAIGHT	MT 506 45° ANGLED	MT 508 90° ANGLED	THREAD	PITCH
011 060	013 060	015 060	Metric	M 6 x 1.00
011 100	013 100	015 100	Metric	M 7 x 1.00
011 140	013 140	015 140	Metric	M 8 x 1.00
011 160	013 160	015 160	Metric	M 8 x 1.25
011 180	013 180	015 180	Metric	M 9 x 1.00
011 220	013 220	015 220	Metric	M 10 x 1.00
011 240	013 240	015 240	Metric	M 10 x 1.25
011 260	013 260	015 260	Metric	M 10 x 1.50
011 280	013 280	015 280	Metric	M 12 x 1.00
011 300	013 300	015 300	Metric	M 12 x 1.25
011 320	013 320	015 320	Metric	M 12 x 1.50
011 340	013 340	015 340	Metric	M 12 x 1.75
011 600	013 600	015 600	BSP	1/8"
011 620	013 620	015 620	BSP	1/4"
011 500	013 500	015 500	SAE (UNF)	1/4" (x 28)
011 520	013 520	015 520	SAE (UNF)	5/16" (x 18)
011 540	013 540	015 540	SAE (UNF)	3/8" (x 16)
011 700	013 700	015 700	Whitworth	1/4"
011 720	013 720	015 720	Whitworth	5/16"
011 740	013 740	015 740	Whitworth	3/8"
011 900	013 900	015 900	NPT	1/8"
011 910	013 910	015 910	NPT	1/4"
011 930	N.A.	N.A.	No thread	Ø 6 mm
011 940	N.A.	N.A.	No thread	Ø 8 mm
011 950	N.A.	N.A.	No thread	Ø 10 mm

LONG HYDRAULIC NIPPLES	
MT 505	
012 020	Long hydraulic nipple, M 6 x 1.00
012 220	Long hydraulic nipple, 1/4" SAE

HYDRAULIC GREASE NIPPLES ASSORTMENT				
050 001	Assortment of 140 hydraulic grease nipples. Includes straight, 45° and 90° hydraulic nipples with the most popular threads.			
TYPE	M 6 X 1.00	M 8 X 1.25	M 10 X 1.00	1/8" BSP
STRAIGHT	25 units	25 units	15 units	15 units
45° ANGLED	10 units	10 units	5 units	5 units
90° ANGLED	10 units	10 units	5 units	5 units

BLISTER PACKED HYDRAULIC NIPPLES	
051 060	Includes 20 units of M 6 x 1.00 straight nipples
051 160	Includes 20 units of M 8 x 1.25 straight nipples
051 220	Includes 10 units of M 10 x 1.00 straight nipples
051 260	Includes 10 units of M 10 x 1.50 straight nipples
051 600	Includes 10 units of 1/8" BSP straight nipples
052 060	Includes 10 units of M 6 x 1.00, 5 units 45° and 5 units 90° angled nipples
052 160	Includes 10 units of M 8 x 1.00, 5 units 45° and 5 units 90° angled nipples
052 220	Includes 10 units of M 10 x 1.00, 5 units 45° and 5 units 90° angled nipples
052 260	Includes 10 units of M 10 x 1.50, 5 units 45° and 5 units 90° angled nipples
052 600	Includes 10 units 1/8" BSP, 5 units 45° and 5 units 90° angled nipples



031 950



032 260



MT 150



MT 153



MT 157



MT 156



MT 930



080 060



080 220



070 000



080 060 Steel discharge valve, metric 6 x 1.00, 20 bar, 10 units
080 220 Steel discharge valve, metric 10 x 1.00, 25 bar, 10 units

070 000 Metric thread gauge
070 001 Whitworth & BSP thread gauge
070 002 SAE & BSF thread gauge

FLUSH TYPE DRIVE OIL NIPPLES

PART No.	DIAMETER
031 939	Ø 6 mm
031 949	Ø 8 mm
031 950	Ø 10 mm
031 960	Ø 12 mm

CONCAVE TYPE NIPPLES

PART No.	THREAD	PITCH
032 060	Metric	M 6 x 1.00
032 140	Metric	M 8 x 1.00
032 160	Metric	M 8 x 1.20
032 220	Metric	M 10 x 1.00
032 240	Metric	M 10 x 1.25
032 260	Metric	M 10 x 1.50
032 600	BSP	1/8"
032 620	BSP	1/4"
032 740	Whitworth	3/8"
032 939	No thread	Ø 6 mm
032 949	No thread	Ø 8 mm
032 959	No thread	Ø 10 mm

15 MM HEXAGON HEAD NIPPLES (MT 150)

PART No.	THREAD	PITCH	PART No.	THREAD	PITCH
021 060	Metric	M 6 x 1.00	021 380	Metric	M 14 x 2.00
021 140	Metric	M 8 x 1.00	021 600	BSP	1/8"
021 160	Metric	M 8 x 1.25	021 620	BSP	1/4"
021 220	Metric	M 10 x 1.00	021 640	BSP	3/8"
021 240	Metric	M 10 x 1.25	021 500	SAE (UNF)	1/4" (x 28)
021 260	Metric	M 10 x 1.50	021 520	SAE (UNF)	5/16" (x 18)
021 280	Metric	M 12 x 1.00	021 540	SAE (UNF)	3/8" (x 16)
021 300	Metric	M 12 x 1.25	021 700	Whitworth	1/4"
021 320	Metric	M 12 x 1.50	021 720	Whitworth	5/16"
021 340	Metric	M 12 x 1.75	021 740	Whitworth	3/8"

DOUBLE HEXAGON AND ROUND HEAD NIPPLES

PART No.	DIAMETER	THREAD	PITCH	REMARKS
022 160	16 mm	Metric	M 8 x 1.25	MT 153 - double hexagon 15 mm
022 220	16 mm	Metric	M 10 x 1.00	MT 153 - double hexagon 15 mm
022 240	16 mm	Metric	M 10 x 1.25	MT 153 - double hexagon 15 mm
022 260	16 mm	Metric	M 10 x 1.50	MT 153 - double hexagon 15 mm
022 600	16 mm	BSP	1/8"	MT 153 - double hexagon 15 mm
022 620	16 mm	BSP	1/4"	MT 153 - double hexagon 15 mm
023 220	16 mm	Metric	M 10 x 1.00	MT 156 - round head
023 320	16 mm	Metric	M 12 x 1.50	MT 156 - round head
023 600	16 mm	BSP	1/8"	MT 156 - round head
023 620	16 mm	BSP	1/4"	MT 156 - round head
023 640	16 mm	BSP	3/8"	MT 156 - round head
024 620	22 mm	BSP	1/4"	MT 157 - round head
024 640	22 mm	BSP	3/8"	MT 157 - round head
025 620	22 mm	BSP	1/4"	MT 930 - round head
025 640	22 mm	BSP	3/8"	MT 930 - round head



121 011 121 050 121 020 121 000 121 060

GREASE CONNECTORS

For use with hydraulic grease fittings. All connector heads, contact surfaces and jaws are manufactured in hardened steel. Connection thread 1/8" NPT (F).



Hydraulic connectors without check valve



Hydraulic connectors with check valve

Check valve prevents grease drops when the grease pump is not in use.

PART No.	Ø	LENGTH	NIPPLE SEAL	JAWS
121 011	15 mm	37 mm	Rubber	4
121 050	18 mm	43 mm	Steel	3 (rever.)

121 095 Same as 121 011 connector but with blister package

121 060 Smooth lock-on mechanism that eases grease fitting coupling and uncoupling. Durable, jaws-free coupler with seven retaining balls that assure a proper sealing between grease fitting and grease pump up to 700 bar.

PART No.	Ø	LENGTH	NIPPLE SEAL	JAWS
121 020	15 mm	37 mm	Rubber	4
121 000	15 mm	37 mm	Rubber	3



122 011

122 001

127 093

127 091

127 090

HOOK ON SLIDE CONNECTORS

For use with hand operated units on button head nipples. Maximum working pressure 150 bar.

PART No.	DESCRIPTION	Ø NIPPLE	NIPPLE SEAL
122 001	Hook on grease connector	15/16 mm	Rubber
122 011	Giant hook on grease connector	22 mm	Rubber
127 090	Slide on connector	15/16 mm	NBR
127 091	Hook on connector	15/16 mm	NBR
127 093	Knuckle jointed slide on connector	15/16 mm	NBR



123 001

123 011

126 500

124 011

126 200

GREASE CONNECTORS AND NOZZLES

For use with hand operated grease guns only. Connection thread: 1/8" NPT (F). Recommended working pressure 150 bar.

PART No.	DESCRIPTION	LENGTH	APPLICATION
123 001	Giant cupped nozzle	43 mm	For concave type nipples DIN 3405
123 011	Grease cupped nozzles	14 mm	For concave type nipples DIN 3405
126 500	Needle nose adaptor	37 mm	For hard to reach greasing points
124 011	Grease Zerk nozzle	16.60 mm	For Zerk grease nipples DIN 3402
126 200	Seal off adaptor	49 mm	For lubrication holes, spindles, U joints
126 000	Grease needle nozzle	96 mm	With retractable safety sleeve

OTHER ACCESSORIES

PART No.	DESCRIPTION
126 400	Swivelling nozzle adaptor for use with flexible hoses 1/8" NPT (MF)
128 501	Quick connect adaptor for Ø 18 mm hydraulic connectors
059 000	Blow-jet tool
069 600	Extension for greasers
099 030	Grease protectors, red. 100 units
099 031	Grease protectors, yellow, M6. 100 units
099 060	Grease protectors with ring, red, M6. 100 units
099 061	Grease protectors with ring, yellow, M6. 100 units
099 000	Ring for M6
099 001	Ring for M8
099 002	Ring for M10



126 400

128 501

069 600



099 030

099 061

099 002

059 000



GREASE STEMS AND OUTLET HOSES

GREASE STEMS - 1/8" NPT (MM)

710 659 Positionable 45° angled rigid stem with four-jaw connector with check valve (PN 121 011).

710 214 Angled stem with four-jaw connector (PN 121 011).

710 710 Straight stem with four-jaw connector (PN 121 011).

710 297 Straight stem with cupped nozzle (PN 123 011).

710 298 Straight stem with zerk nozzle (PN 124 011).

710 711 Straight stem without nozzle.

810 421 Angled stem without connector.



710 659



710 297

GREASE OUTLET HOSES

Single polyester braid reinforced rubber hoses. Max. working pressure: 400 bar. Min. burst pressure: 1,000 bar. 1/8" NPT (MM). For hand operated grease pumps.



400 bar

PART No. HOSE ONLY	PART No. HOSE WITH GREASE CONNECTOR 121 011	HOSE LENGTH
136 021	137 021	300 mm
136 041	137 041	400 mm
136 051	137 051	500 mm
136 201	137 201	2,000 mm
136 095	Same as 136 021 hose but with blister package	



136 021

Double steel braid reinforced rubber hoses. Max working pressure: 415 bar. Min. burst pressure: 1,650 bar. 1/8" NPT (MM). For hand operated and air powered grease pumps.



415 bar

PART No. HOSE ONLY	PART No. HOSE WITH GREASE CONNECTOR 121 020	HOSE LENGTH
140 020	141 020	300 mm
140 040	141 040	400 mm
140 050	141 050	500 mm
140 100	N/A	1,000 mm
140 200	141 200	2,000 mm
140 400	141 400	4,000 mm



140 020

Nylon braid hoses polyamide coated. Working pressure: 400 bar. Burst pressure: 900 bar

PART No.	DESCRIPTION
130 021	9" Hose 1/8" BSP male both ends
130 031	12" Hose 1/8" BSP male both ends
130 041	18" Hose 1/8" BSP male both ends
130 061	24" Hose 1/8" BSP male both ends
139 150	Snap-on hose and connector assembly. 1.5 m hose 1/8" BSP male both ends



400 bar



130 021


All SAMOA lever action grease pumps of SG Series have the following features and benefits:

- Very tough, real heavy duty, cast iron head for maximum durability, uniform pressure and flow delivered throughout the pump's entire life.
- Precision machined piston ensures leak free high pressure operation without requiring the use of seals.
- Heavy duty knurled barrel with large pitch threads for easy barrel removing for loading.
- **Locking follower rod with ratchet**, heavy duty bevelled follower and spring.
- Supplied ready to fill using various methods (cartridge, loader pump and suction).

101 200



500 bar



LEVER ACTION GREASE PUMPS - SG SERIES

Universal grease pumps to be used with 400 g (14 oz) grease cartridges or with bulk grease. Bulk grease loading by suction or using a filler pump. Pump locking with ratchet. Maximum working pressure: 500 bar (7,250 psi).

101 202, 500 cc lever action grease pump

Individually boxed, grease pump includes filler valve 128 003.

101 200, 500 cc lever action grease pump

Individually boxed, grease pump includes filler valve 128 003 and rigid stem with a four jaw hydraulic connector (PN 710 214).

101 195, 500 cc lever action grease pump

Same as 101 200 pump but individually boxed in a blister package.

101 240, 500 cc lever action grease pump

Individually boxed, grease pump includes filler valve 128 003 and 300 mm single braided rubber hose with a four-jaw hydraulic connector (PN 137 031).

101 211, 500 cc lever action grease pump

Packed in Individual plastic bag, grease pump includes rigid stem with a four jaw hydraulic connector (PN 710 214).

101 302, 600 cc lever action grease pump

Individually boxed, grease pump includes filler valve 128 003.

101 300, 600 cc lever action grease pump

Individually boxed, grease pump includes filler valve 128 003 and rigid stem with a four jaw hydraulic connector (PN 710 214).

101 340, 600 cc lever action grease pump

Individually boxed, grease pump includes filler valve 128 003 and 300 mm single braided rubber hose with a four-jaw hydraulic connector (PN 137 031).

101 802, 1,000 cc lever action grease pump

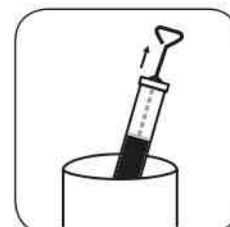
Individually boxed, grease pump includes filler valve 128 003.

101 800, 1,000 cc lever action grease pump

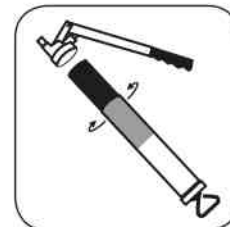
Individually boxed, grease pump includes filler valve 128 003 and rigid stem with a four jaw hydraulic connector (PN 710 214).



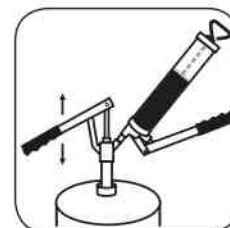
Locking with ratchet




Suction filling



Cartridge loading



Loading with filler pump



Rugged cast-iron pump head for durability

MANUAL HAND HELD GREASE PUMPS



500 CC LEVER ACTION GREASE PUMP WITH VARIABLE STROKE

100 900

100 900, 500 cc lever action grease pump with variable stroke

Heavy duty lever grease pump for use with bulk grease or 400 gr (14 oz) grease cartridges. Grease pump features variable stroke, which delivers high pressure on the short stroke and high volume on a full stroke. Includes heavy duty cast iron head with hardened and ground piston, bleeder valve, filler nipple, removable check valve and barrel cap for cleaning, and 360° positionable outlet stem with four jaw hydraulic connector.

100 940, 500 cc lever action grease pump with variable stroke

Similar to PN 100 900 but includes a 300 mm single braided rubber hose with a four-jaw hydraulic connector (PN 137 031).



700 bar



Rugged cast-iron pump head for durability



Variable stroke action



Suction filling



Cartridge loading



Loading with filler pump

500 CC PISTOL GRIP GREASE PUMPS

106 200

Pistol grip grease pump for hard to reach lubrication points. Three way loading: 400 g (14 oz) cartridges, bulk grease suction or filler pump. Heavy duty cast iron head with precision fit piston. Maximum working pressure: above 250 bar (3,650 psi).

106 200, 500 cc pistol grip grease pump

Individually boxed, grease pump includes filler valve 128 003 and straight rigid stem with a four jaw hydraulic type connector (PN 710 710).

106 240, 500 cc pistol grip grease pump

Individually boxed, grease pump includes filler valve 128 003 and with 300 mm single braid reinforced outlet hose with a four-jaw hydraulic type connector (PN 137 031).



250 bar



OIL SUCTION PUMPS

113 795 - 113 910

For lubricant suction and discharge for loading or refilling transmissions, gear boxes, filters, etc.

113 710 Oil suction pump

500 cc with 290 mm PVC hose.

113 700 Oil suction pump

500 cc with one angled and one straight steel outlets.

113 795 Oil suction pump

Same as 113 700 pump but with blister package.

113 910 Oil suction pump

800 cc with 290 mm PVC hose.



102 102 - 102 103 - 102 110



150 bar



PUSH ACTION GREASE PUMPS

Push action grease pumps. They deliver grease or oil at 150 bar maximum pressure when pushed on a grease nipple. Full metal or transparent plastic construction for bulk grease.

102 100, 60 cc metal barrel, Zerk nozzle (grease/oil).

102 101, 60 cc metal barrel, concave nozzle (grease/oil).

102 102, 150 cc metal barrel, Zerk nozzle (grease/oil).

102 103, 150 cc metal barrel, concave nozzle (grease/oil).

102 110, 60 cc plastic barrel, Zerk nozzle (grease/oil).

102 111, 60 cc plastic barrel, concave nozzle (grease/oil).

10
LUBRICATION
TOOLS

AIR OPERATED AND BATTERY HAND HELD GREASE PUMPS, FILLER VALVES AND FITTINGS

167 500

HAND HELD AIR OPERATED GREASE PUMPS



High pressure, 60:1 pressure ratio, air operated grease pumps. They can be connected to a compressed air line or to the air brake circuit of a commercial vehicle. Delivery: 1 cc each time the trigger is pressed. Maximum air pressure: 10 bar, Air connection thread 1/4" BSP (F).

167 500, 1.000 cc air operated grease pump

Includes a 1.000 cc barrel with an air driven grease follower. Recommended for high viscosity grease and low temperatures. Supplied with 400 mm double steel braid reinforced outlet hose with 4 jaw connector (PN 140 040) and filler nipple. Bulk grease loading using a grease filler pump.

168 600, 500 cc air operated grease pump

Includes a 500 cc barrel with a spring driven grease follower. Three way loading: 400 g (14 oz) grease cartridges, bulk grease suction or with a grease filler pump. Supplied with filler nipple and 400 mm double steel braid reinforced outlet hose with four jaw connector (PN 140 040) and filler nipple.

168 601, 500 cc air operated grease pump

Similar to model 168 600, includes rigid outlet stem with four jaw connector (PN 710 214).

108 050

GREASE GUN FILLER PUMPS



For quick, clean and easy loading of hand, air or battery operated grease guns fitted with a filler valve. Each unit includes a medium pressure lever action pump with two loader fittings that fit the more popular filling valves (Ø 9 mm and Ø 12.5 mm), drum cover and follower disc.

108 000 Grease gun filler pump for 12, 18 kg kegs

Includes a 310 mm drum cover.

108 050 Grease gun filler pump for 20 kg kegs

Includes a 330 mm drum cover.

108 100 Grease gun filler pump for 50 kg drums

Includes a 405 mm drum cover.

108 502

FILLER PUMPS FOR CENTRALIZED GREASING UNITS



Medium pressure lever action pump with 1.5 m hose and a 2-HK (1/4") hydraulic connector for filling the reservoir of centralized greasing systems. Includes pump, cover, hose, and hydraulic connector.

108 501 Filler pump for centralized greasing systems, 12 - 18 kg kegs

Includes a 310 mm drum cover.

108 502 Filler pump for centralized greasing systems, 20 kg kegs

Includes a 330 mm drum cover.

108 503 Filler pump for centralized greasing systems, 50 kg drums

Includes a 405 mm drum cover.

10

128 003 - 128 005

FILLER VALVES AND LOADER FITTINGS



128 003 Grease gun filler valve,

For Ø 9 mm.

128 033 Grease gun filler valve,

For Ø 12.5 mm.

128 005 Grease loader fitting

For Ø 9 mm valve. 1/4" BSP (M).

128 004 Grease loader fitting.

For Ø 12.5 mm valve. 1/4" BSP (M).

BATTERY GREASE PUMPS

LI-ION BATTERY GREASE PUMP

160 101

160 101, 18 V Li-ION battery grease pump

For use with standard grease cartridges or bulk grease. High pressure delivery, up to 450 bar (6,500 psi) and 100 g/min.

This gun version is lighter, more environmentally friendly and battery has longer life.

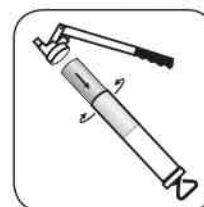
Supplied with two high capacity 18 V rechargeable Li-ION batteries, 230 V quick battery charger, 1 m outlet hose with hydraulic coupler, bleeder valve and carrying strap. Pump is delivered in a heavy duty carrying case.

ACCESSORIES

PART No.	DESCRIPTION
169 011	230 V quick battery charger
169 009	1,500 mAh Li-ION, 18 V rechargeable battery
169 004	Heavy-duty carrying case
710 310	Tube container kit
946 402	Tube o-ring
169 012	Flexible outlet hose
121 011	Hydraulic connector
169 014	Metal adaptor for grease cartridge TR20 - TR57
169 015	Metal adaptor for grease cartridge 1" BSP - TR57

160 103, 18 V Li-ion battery grease pump

Same as 160 101 model but with one Li-ion battery only.



Cartridge loading



Loading with filler pump
(Use 128 003 valve)

NI-MH BATTERY GREASE PUMP

160 102.200

160 102.200, 18 V Ni-MH battery grease pump

For use with standard grease cartridges or bulk grease. High pressure delivery, up to 450 bar (6,500 psi) and 100 g/min.

Supplied with two high capacity 18 V rechargeable Ni-MH batteries, 230 V quick battery charger, 1 m outlet hose with hydraulic coupler, bleeder valve and carrying strap. Pump is delivered in a heavy duty carrying case.

ACCESSORIES

PART No.	DESCRIPTION
169 001	12 V quick battery charger
169 013	230 V quick battery charger
169 003	1,500 mAh Ni-MH, 18 V rechargeable battery
169 004	Carrying case
710 310	Tube container kit
946 402	Tube o-ring
169 012	Flexible outlet hose
121 011	Hydraulic connector
169 014	Metal adaptor for grease cartridge TR20 - TR57
169 015	Metal adaptor for grease cartridge 1" BSP - TR57



Cartridge loading



Loading with filler pump
(Use 128 003 valve)

151 102

150 000 - 320 400

157 000



HIGH PRESSURE GREASE PUMPS

High pressure steel pumps to be mounted directly onto original grease kegs.
Maximum pressure: 350 bar (5,000 psi).
Delivery per stroke 2 cc.

Pump equipped with carrying handle, cover with pump adaptor, follower disc and 1.5 m high pressure hose with rigid stem and four-jaw hydraulic connector.

151 100 High pressure grease pump for 12.5 to 18 kg kegs

Includes a 310 mm drum cover.

151 102 High pressure grease pump for 20 kg kegs

Includes a 330 mm drum cover.

BUCKET PUMPS

Bucket pumps include a 16 litre leak proof, all steel oval shaped bucket with carrying handle and foot rest for easy handling and stability.

150 000 Multipressure grease bucket pump 16 kg

Heavy duty high capacity grease pump with three alternative lever positions, which can be used under any operating conditions and with all type of lubricants (winter / summer, high or low viscosity grease, oil).

Maximum pressure range between 175 to 350 bar (2,500 to 5,000 psi) with a delivery of 20 g, 15 g or 10 g per stroke depending on the position of the lever chosen. Pump includes 1.5 m high pressure hose with a three-jaw hydraulic connector (PN 715 429).

320 400 Oil bucket pump 16 litres

For dispensing high viscosity lubricants. Includes a medium pressure lever action pump (100 cc delivery per stroke) with a 1.5 m rubber hose with shut off valve and 135° angled nozzle.

PEDAL ACTION GREASE PUMP 5 KG

157 000 Pedal action grease pump

Pedal action heavy-duty grease pump. Spring primed follower plate and cast iron pump mechanism ensures that the pump can be used even with extremely viscous grease. Maximum pressure: 500 bar (7,150 psi). Delivery per pedal stroke: 2 g.


Steel leak proof reservoir, can hold up to 5 kg of grease. Includes air bleeder valve and 2 m high pressure grease hose with a four jaw hydraulic connector with check valve.

DRUM PUMPS FOR OIL AND OTHER FLUIDS



306 100 - 314 540

308 010



MEDIUM PRESSURE PUMPS

Lever action transfer pumps for high viscosity lubricants. Pump includes 2" height adjustable bung adaptor to fit directly onto drums, covers or containers. Pump with steel suction tube, foot valve and piston and NBR seals. Delivery: 100 cc per stroke. Outlet thread: 3/4" BSP (M).

Medium pressure transfer pump

306 300 for 20 litre pails.

450 mm long suction tube.

306 200 for 20 and 60 litre drums. 620 mm long suction tube.

306 100 for 60 litre drums. 760 mm long suction tube.

306 400 for 205 litre drums. 1,100 mm long suction tube.

ACCESSORIES:

730 603 Angled steel delivery spout

Fits directly to the pump outlet.

314 530 Delivery hose

Transparent 1.5 m hose with 135° nozzle.

314 540 Delivery hose. 1.5 m rubber hose, with shut off valve and 135° nozzle.

360 007 Pump adaptor

ROTARY PUMPS

308 010 Aluminium rotary action drum pump

For transfer of light to medium viscosity petroleum based fluids. Aluminium pump body with Zamak rotor and shaft. Delivery 0.3 litre per revolution. Pump includes height adjustable bung adaptor, three pieces suction tube and 1 m delivery hose.

309 010 Aluminium rotary action drum pump with outlet filter

319 000 Filter for rotary pump

300 900 Hose for rotary pump

308 300 Cast-iron rotary action drum pump

For transfer of light to medium viscosity petroleum based fluids. Cast-iron pump body with steel shaft. Delivery 0.3 litre per revolution. Pump includes height adjustable bung adaptor, three pieces suction tube with foot valve and 1 m delivery hose.

320 300

304 500 - 304 509

605 000



GEAR OIL UNITS

A range of adapters to convert the 2" BSP thread to fit the various threads available on drums and barrels.

320 290.202, 20/25 gear oil pump and hose assembly with trolley for use with round plastic drum with Trisure internal thread.

320 290.205, 20/25 gear oil pump and hose assembly with trolley for use with plastic drum with pull up spout, overall height 463 mm.

320 290.207, 20/25 gear oil pump and hose assembly with trolley for use with rectangular plastic drum with pull up spout, overall height 405 mm.

320 290.209, 20/25 gear oil pump and hose assembly with trolley with 2" BSP male thread.

320 390.202, 20/25 gear oil pump and hose assembly for use with round plastic drum with Trisure internal thread.

320 390.205, 20/25 gear oil pump and hose assembly for use with plastic drum with pull up spout, overall height 463 mm.

320 390.207, 20/25 gear oil pump and hose assembly for use with rectangular plastic drum with pull up spout, overall height 405 mm.

320 390.209, 20/25 gear oil pump and hose assembly with 2" BSP male thread

430 800 Trolley only
For gear oil unit.



LEVER ACTION DRUM PUMP

304 500 Lever action drum pump

Lever action drum pump for the transfer of light lubricants from 60 to 205 litre drums. Steel pump body, delivery spout and telescopic suction tube. Steel piston with brass rings and NBR seals. With 2" and M64 x 4 bung adaptors. Delivery 0.45 litre per stroke.

304 509 Lever action drum pump with Viton® seals

Can be used with fluids like antifreeze and other non corrosive fluids. To avoid pump corrosion, it is recommended to flush the pump with diesel after its use with other fluids than lubricants.



HIGH PERFORMANCE DRUM PUMP

605 000 High performance drum pump

Lever action transfer pump for use with all types of lubricants, even those with higher viscosity, like gear oil. Lever can be mounted in four different positions that changes the delivery volume per stroke: 0.10 litre, 0.15 litre, 0.20 litre or 0.25 litre per stroke. Pump includes telescopic suction tube that can be used with 60 and 205 litre drums and 2" bung adaptor.

Not included option:

314 540 Rubber delivery hose, 1.5 m, with shut off valve and nozzle.

GEAR OIL DISPENSERS

320 300

320 300 Gear oil dispenser

With 330 mm cover for 20 litre pails and 1.5 m transparent hose with nozzle.

320 310 Gear oil dispenser

With 310 mm cover for 12 to 18 litre pails and 1.5 m transparent hose with nozzle.

741 602 Carrying handle

Fits on 310 and 330 mm drum covers.



DRUM PUMPS FOR VARIOUS FLUIDS

300 401 - 300 500



LIFT ACTION PUMPS FOR CHEMICAL FLUIDS

300 401 Lift action pump for chemical products 205 litre drums

Lift action pump with polypropylene covered piston and PTFE seals. 1,000 mm suction tube, 2" bung adaptor and outlet spout. Black pump with red bung adaptor and spout nut. Recommended for use with acid based fluids, detergents and kerosene based solvents.

300 400 Lift action pump for chemical products, 20 - 25 - 50 litre drums

Same as model 300 401, but with 500 mm suction tube for 20, 25, 50 litre drums.

300 500 Lift action pump for chemicals 20, 25, 50 litre drums

Lift action pump with nylon covered piston and PTFE seals. 500 mm suction tube, Ø 60 mm bung adaptor with three screws and outlet spout. Black pump with yellow bung adaptor and spout nut. Recommended for use with solvents.

300 501 Lift action pump for chemical products, 205 litre drums

Same as model 300 500, but with 1,000 mm suction tube for 205 litre drums.

NOTE: Please check fluid compatibility with the pump prior to its use.

300 101 - 300 103



PLASTIC MANUAL SYPHON PUMPS

Plastic manual syphon action pumps for chemical fluids such as solvents, acetone, toluene, xylene, acids, chlorine fluids, etc. Connection: 2" BSP (M).

310 100 Manual action polyethylene transfer pump (valve in ethylene vinyl acetate)

With 400 mm tube for 20 - 25 litre drums.

300 102 Manual action polyethylene transfer pump (valve in ethylene vinyl acetate)

With 590 mm tube for 50 - 60 litre drums.

300 101 Manual action polyethylene transfer pump (valve in ethylene vinyl acetate)

With 850 mm tube for 205 litre drums.

300 103 Manual action polyethylene transfer pump

With 400 mm tube for 20 - 25 litre drums. Extra compatibility.

300 104 Manual action polyethylene transfer pump

With 850 mm tube for 205 litre drums. Extra compatibility.

300 600 - 300 601



STAINLESS STEEL LIFT ACTION PUMPS

Stainless steel lift action transfer pumps for aggressive fluids, solvent, degreasers, etc. Pump includes 2" height adjustable adaptor. Stainless steel pumps with Teflon® seals.

300 600 Lift action transfer pump

With 500 mm tube for 25 - 50 litre drums.

300 601 Lift action transfer pump

With 840 mm tube for 205 litre drums.

300 006 - 300 900

308 200

302 001



PLASTIC LEVER PUMPS

Lever action pumps with a unique toggle mechanism that provides very a smooth operation. Pumps are manufactured in polypropylene and include a 2" bung adaptor with a lockable nut that allows placing the pump in its optimal position for an easier lever action. Pump delivery per stroke: 500 cc

300 006 Lever action pump, polypropylene/EPDM

Blue colour pump with EPDM seals. Can be used with AdBlue®/DEF.

300 007 Lever action pump, polypropylene/Viton®

Red colour pump, with Viton® seals. Compatible with a wide range of chemicals.

300 009 Lever action pump, polypropylene/NBR

White colour pump, with NBR seals. Compatible with lubricants.

300 900 Hose for plastic lever pump

1" x 2 m.

300 901 Kit for IBC mounting

PVC ROTARY ACTION DRUM PUMP

308 200 PVC rotary action drum pump (Polypropylene/EPDM)

For the continuous transfer of acid-based corrosive fluids and water based fluids from 20, 50 or 205 litre drums. PVC pump with stainless steel shaft.

Delivery 0.25 l per revolution. Pump includes height adjustable bung adaptor, three pieces suction tube and delivery hose.

310 802 Hose for PVC rotary pump



CONNECTING ADAPTORS

A range of adaptors to convert the 2" BSP thread to fit the various threads available on drums and barrels.

317 911 Adaptor 2" BSP to 2" Trisure.

317 912 Adaptor 2" BSP to 2" Mauser.

317 913 Adaptor 2" BSP to DIN 61.

317 914 Adaptor 2" BSP to 59 mm Tournex.

317 915 Adaptor 2" BSP to DIN 51.

317 916 Adaptor 2" BSP to 63 mm.

317 917 Adaptor 2" BSP to DIN 71.

SYPHON TRANSFER PUMP

302 001 Syphon transfer pump

Lever action syphon pump. Design allows transfer by siphoning once the pump has been primed, giving a continuous flow of 8 l/min. Bung thread fits 50 and 205 litre drums. With 1.5 m clear delivery hose, metal nozzle and PVC suction tube.

For anti-freeze, light mineral oils, diesel, detergent and other automotive and light petroleum fluids.



670 019



671 030



673 014



673 008

INDUSTRIAL FUNNELS

Funnels with flexible spout

No spill, no splash, quick discharge funnels. With filter and flexible spout for hard to reach places.

670 019* Funnel with filter and flexible spout

190 mm diameter. 2 litre capacity.

670 023* Funnel with filter and flexible spout

230 mm diameter. 3.5 litre capacity.

* For orders over 1,000 units, you can customize it.

INDUSTRIAL FUNNELS

Large capacity funnels, 5 litre. 300 x 200 x 300 mm.

671 030 Industrial funnel

With filter for diesel.

671 031 Industrial funnel

With filter for lubricants.

FUNNELS

672 105 Funnel 50 mm diameter.

672 107 Funnel 70 mm diameter.

672 109 Funnel 90 mm diameter.

672 111 Funnel 115 mm diameter.

672 115 Funnel 150 mm diameter.

672 199 For funnel set

50 - 70 - 90 - 115 mm diameter.

672 216 Funnel with handle 160 mm diameter.

672 224 Funnel with handle 240 mm diameter.

679 200 Flexible spout for 672 216 and 672 224

GRAVITY DRAINERS

673 007 Gravity drainer, 7 litres

673 014 Gravity drainer, 14 litres

673 008 Gravity drainer for waste oils, 8 litres.

MEASURES



675 002



679 009

678 200



675 007

INDUSTRIAL FUNNELS ACCESSORIES

679 010 Filter for 670 019

679 011 Filter for 670 023

679 001 Small flexible extension

For 1, 2 and 3 litre measures and for Ø 190 mm diameter funnels.

679 002 Large flexible extension

For 5 litre measures and for 230 mm diameter funnels.

Fluid Measures

For lubricants, antifreeze, brake fluid, petroleum, diesel, etc. Moulded in high density polyethylene, with flexible spout.

675 001 Plastic measure

Graduated 0 - 1 litre.

675 002 Plastic measure

Graduated 0 - 2 litres.

675 003 Plastic measure

Graduated 0 - 3 litres.

675 005 Plastic measure

Graduated 0 - 5 litres.

ACCESSORIES

679 007 Plastic cover for 675 001.

679 008 Plastic cover for 675 002 and 675 003.

679 009 Plastic cover for 675 005.

Graduated Fluid Measures

For lubricants, antifreeze, brake fluid, petroleum, diesel, etc. Moulded in high density polyethylene.

678 010 Plastic measure

Graduated, 0.1 litre.

678 025 Plastic measure

Graduated, 1/4 litre.

678 050 Plastic measure

Graduated, 1/2 litre.

678 100 Plastic measure

Graduated, 1 litre.

678 200 Plastic measure

Graduated, 2 litres.

678 300 Plastic measure

Graduated, 3 litres.

678 500 Plastic measure

Graduated, 5 litres.

675 007 Set of seven jugs

0.1 - 1/4 - 1/2 - 1 - 2 - 3 and 5 litres.

BARREL TAPS, CANS AND OIL CANS

318 000 - 318 001



METAL BARREL TAPS

Fit 60 to 205 litre drums placed horizontally. Taps include automatic shut off valve.

318 000 Barrel tap (metal)
3/4" BSP (M).

318 001 Barrel tap (metal)
2" BSP (M).

622 020



STEEL JERRYCANS

Green colour with protective paint in the inside. With no outlet spout.

622 005, 5 litres Jerrycan UN approved

622 010, 10 litres Jerrycan UN approved

622 020, 20 litres Jerrycan UN approved

Options:

629 001 Painted outlet spout for jerry cans.

629 002 Zinc plated outlet spout for jerry cans.

629 003 Locking joint replacement for jerry cans.

175 300



OIL CANS

Metal bodied oil cans. Lever action. Armoured flexible spout.

176 100 Metal bodied oil can
Capacity 200 cc.

176 200 Metal bodied oil can
Capacity 300 cc.

176 300 Metal bodied oil can
Capacity 500 cc.

Polyethylene bodied oil cans. Lever action. Armoured flexible spout.

175 200 Polyethylene bodied oil can
Capacity 300 cc.

175 300 Polyethylene bodied oil can
Capacity 500 cc.

175 400 Polyethylene bodied oil can
Capacity 750 cc.

179 500 Armoured spout for all oil cans

318 002 - 318 003



PLASTIC BARREL TAPS

Fit 60 to 205 litre drums placed horizontally. Taps include automatic shut off valve.

318 002 Barrel tap (plastic)
3/4" BSP (M).

318 003 Barrel tap (plastic)
2" BSP (M).

621 020 - 621 010 - 621 005



RED PLASTIC CANS

Red colour plastic can with outlet spout for diesel.

621 005, 5 litres plastic can, UN approved

621 010, 10 litres plastic can, UN approved

621 020, 20 litres plastic can, UN approved

621 105 - 621 110 - 621 120



GREEN PLASTIC CANS

Green colour plastic can with outlet spout for gasoline.

621 105, 5 litres plastic can, UN approved

621 110, 10 litres plastic can, UN approved

621 120, 20 litres plastic can, UN approved

BLOW GUNS, WASH GUNS AND INDUSTRIAL SPRAY GUNS.....	140
SPRAY GUNS AND TYRE INFLATORS	141
HAND TYRE PUMPS AND TYRE INFLATOR ACCESSORIES.....	142
AIR TREATMENT UNITS (FRLS)	143
AIR COUPLERS AND CONNECTION ADAPTORS FOR COMPRESSED AIR.....	144
BLISTERS OF AIR COUPLERS AND CONNECTION ADAPTORS	146
AIR HOSES	147
HOSE CLAMPS AND SHUTOFF VALVES.....	148



BLOW GUNS, WASH GUNS AND INDUSTRIAL SPRAY GUNS

INDUSTRIAL QUALITY BLOW GUNS

Aluminium blow guns with anti-slide grip. High air flow and wide range of accessories. Working pressure: 3 to 8 bar, connection thread: 1/4" BSP (F). Includes extra-silent nozzle.



188 000

PART No.	DESCRIPTION
188 000	Heavy Duty blow gun
188 100	Compact blow gun

ACCESSORIES

180 801	High flow nozzle
180 802	Extra-quiet nozzle (standard in Industrial Quality blow guns)
180 803	Anti splash protection
180 800	150 mm extension tube. Two or more tubes can be combined for getting an extra large tube



180 801



180 802



180 803



180 800



184 200



185 001

THERMOPLASTIC BLOW GUNS AND WASH GUNS

184 200 Thermoplastic blow gun with metal nozzle. 1/4" BSP (F)

184 201 Thermoplastic blow gun with metal nozzle and flow regulator. 1/4" BSP (F)

184 250, Thermoplastic blow gun with silent nozzle. 1/4" BSP (F)

185 050 Thermoplastic wash gun for use water or compressed air. 1/4" BSP (F)

185 001 Metal wash gun with flow regulator

Medium pressure, up to 30 bar, wash gun. Fitted with a Ø 3.5 mm nozzle as standard that can be replaced with an Ø 2.5 mm nozzle if a higher pressure flow is required. On /off and flow regulation knob. Inlet thread: 1/2" BSP (F).

INDUSTRIAL SPRAY GUNS

187 000



187 001



187 000 Industrial spray gun

Min. - max. pressure: 3 to 10 bar, connection thread 1/4" BSP (F). Aluminium gun body and 1 liter aluminium container.

187 001 Industrial spray gun

Min. - max. pressure: 3 to 10 bar, connection thread 1/4" BSP (F). Aluminium gun body, metal outlet and 1 liter plastic container.

SPARE PARTS

180 700 Metal tube extension

180 701 Metal container

180 702 Plastic container

180 703 O-ring for container

SPRAY GUNS AND TYRE INFLATORS



SPRAY GUNS

184 000 Thermoplastic spray gun

Light spray gun manufactured in high quality chemical resistant thermoplastic and metallic long reach outlet. For spray cleaning using chemical products and spraying parts with corrosion protection fluids or lubricants.

Adjustable outlet nozzle. Capacity 1 litre. Working pressure: 4 - 10 bar. Inlet thread: 1/4" BSP (F).

184 050 Thermoplastic spray gun

As model 184 000 but with thermoplastic outlet for maximum chemical compatibility.

184 051 Thermoplastic spray gun

As 184 000 but with suction flexible.

184 100 Brake bleeding gun

Economical gun for individual brake circuit bleeding in vehicles.

When the bleeder nipple is connected to the brake circuit bleeder, then vacuum created by using compressed air sucks the brake fluid out through a transparent hose into a 0.75 litre container.

Inlet thread: 1/4" BSP (F).

184 150 Fluid suction gun

As model 184 100, but includes a hose without bleeder nipple for sucking out fluids from hard to reach places. Can be used for waste oil suction in small boats, lawn mowers, etc. Air consumption: 180 l/min. 0.75 litre container included.

180 400 Adaptor nozzle

For 184 100



184 000



184 100



184 150

TYRE INFLATOR GUNS

195 100 Approved tire inflator

Tire inflator approved in accordance with 86/217 CEE directive, 500 mm hose with automatically adjusting nozzle. Connection thread: 1/4" BSP (F).

190 310 Manometer for 195 100

190 311 Hose and nozzle for 195 100

190 105 Automatically adjusting nozzle for 195 100

199 800 Tyre inflator gun

One hand operation tyre inflator gun, 0 - 10 bar calibrated pressure gauge with rubber shroud for protection, 650 mm hose with automatically adjusting nozzle. Connection for Ø 8 mm, hose. Inlet thread: 1/4" BSP (M).

190 302 Manometer for 199 800

190 301 Hose and nozzle for 199 800

190 300 Automatically adjusting nozzle for 199 800

195 000 Tyre inflator gun EEC approved

Tyre inflator with trigger filling and pressure release button. Pressure gauge, officially approved and calibrated in accordance with directive 86/217 EEC. Connection for Ø 8 mm, hose. Inlet thread: 1/4" BSP (M).

190 104 Flexible with nozzle for 195 000



195 100



199 800



195 000

PRESSURE GAUGES FOR TYRES

196 000 - 196 100

196 100, 0 - 4 bar pressure gauge for tyres

196 000, 0 - 10 bar pressure gauge for tyres with protector rubber shroud



HAND TYRE PUMPS AND TYRE INFLATOR ACCESSORIES

HAND TYRE PUMPS

High pressure and large delivery hand tyre pumps. Very robust design, with cylinder piston shaft (not rod piston shaft) on a zinc alloy base. Maximum delivery pressure: 12 bar.

208 500 Hand tyre pump, 200 cc

For bicycles, motorbikes...

208 600 Hand tyre pump, 300 cc

For passenger cars.

208 700 Hand tyre pump, 400 cc

For tractors, trucks, vans...

208 501 Hand tyre pump

With pressure gauge, 200 cc.

208 601 Hand tyre pump

With pressure gauge, 300 cc.

208 701 Hand tyre pump

With pressure gauge, 400 cc.

218 201 Pedal tyre pump with pressure gauge

219 001 Pressure gauge for 218 201

208 601

218 201

NOZZLES AND TYRE INFLATOR ACCESSORIES

197 000 Extra large connector, 1/4" BSP (H)

190 105, Ø 6 mm automatically adjusting nozzle for tyre inflator

190 106, Ø 8 mm automatically adjusting nozzle for tyre inflator

190 300 Automatically adjusting swivel nozzle for 199 800

209 007 Adaptors kit with adjusting nozzle

For balls, bicycles, etc.

197 000

190 106

209 007

190 300

GENERAL INFORMATION

Air line filters

To protect valves, pump motors or pneumatic tools from damage or wear caused by dirt and moisture contained in compressed air, Semiautomatic bleeding valve.

Pressure regulator

To maintain a selected air pressure constant eliminating over pressure risks and erratic operation of equipment. Also available combined with an air filter forming a compact unit.

Air line lubricators

To create an oil mist that helps increase service life of pumps and other air tools. Oil fill port on top and oil mist adjustment knob.

AIR TREATMENT UNITS - 1/4" & 1/2" SERIES (0-14 BAR)

PART No. 1/4" SERIES	PART No. 1/2" SERIES	DESCRIPTION
240 000	241 001	Combined air filter, regulator and lubricator, 0-16 bar
240 500	241 501	Combined air filter and regulator, 0-16 bar
240 200	241 201	Air line regulator with pressure gauge, 0-16 bar
240 300	241 301	Air filter with semiautomatic bleeding
240 400	241 401	Air lubricator
249 012	249 026	Pressure gauge, 1/8" BSP (M), 0-16 bar
249 004	249 005	Wall bracket
249 062	249 063	Wall mount kit
249 064	249 065	Mount kit
249 060	249 061	Four outlet threaded unit BSP (F)
249 066	249 067	Cap for cover outlet threaded unit



AIR TREATMENT UNITS - 3/4" SERIES (0-16 BAR)

PART No.	DESCRIPTION
242 102	Combined air filter, regulator and lubricator, Ø 3/4", 0-16 bar
242 502	Combined air filter and regulator Ø 3/4", 0-16 bar
242 202	Air line regulator with pressure gauge, Ø 3/4", 0-16 bar
242 302	Air filter, Ø 3/4" with semiautomatic bleeding
242 402	Air lubricator, Ø 3/4"
249 013	Pressure gauge, Ø 3/4", 0-16 bar
249 006	Wall bracket for 3/4" Series
249 008	Wall mount kit for 3/4" Series
249 009	Mount kit for 3/4" Series



AIR COUPLERS AND CONNECTION ADAPTORS FOR COMPRESSED AIR



STANDARD Series quick coupling manufactured in brass, with nickel plated body and stainless steel wear parts for a longer life. Compatible with US MIL C4109 - ISO 6150 B12. Flow capacity: 1,000 l/min.



SAFETY quick couplers for compressed air. One-step release and exhaust operation quickly vents system pressure allowing for a safe disconnect. Manufactured in Stainless steel, nickel plated brass, NBR and technopolymer. Couplers conform with ISO 6150 B12. Flow capacity: 1,200 l/min.



Air nipples for use with **STANDARD** and **SAFETY** Series. Ø 1/4" quick couplings. Compatible with US MIL C4109 - ISO 6150 B12.

STANDARD SERIES QUICK COUPLING Ø 1/4" 1,000 L/MIN

FEMALE AUTOMATIC QUICK COUPLING

PART No.	CONNECTION THREAD
253 114	1/4" BSP (F)
253 138	3/8" BSP (F)
253 112	1/2" BSP (F)

MALE AUTOMATIC QUICK COUPLING

PART No.	CONNECTION THREAD
253 014	1/4" BSP (M)
253 038	3/8" BSP (M)
253 012	1/2" BSP (M)

AUTOMATIC QUICK COUPLING WITH HOSE CONNECTOR

PART No.	HOSE
253 206	6 mm (1/4")
253 208	8 mm (5/16")
253 210	10 mm (3/8")
253 213	13 mm (1/2")

SAFETY COUPLERS Ø 1/4", 1,200 L/MIN

SAFETY COUPLERS WITH FEMALE BSP THREAD

PART No.	CONNECTION THREAD
250 614	1/4" BSP (F)
250 638	3/8" BSP (F)
250 612	1/2" BSP (F)

SAFETY COUPLERS WITH MALE BSP THREAD

PART No.	CONNECTION THREAD
250 514	1/4" BSP (M)
250 538	3/8" BSP (M)
250 512	1/2" BSP (M)

SAFETY COUPLERS WITH HOSE BARB

PART No.	CONNECTION
250 708	8 mm (5/16")
250 710	10 mm (3/8")

AIR NIPPLES Ø 1/4"

FEMALE AIR NIPPLES

PART No.	CONNECTION THREAD
259 114	1/4" BSP (F)
259 138	3/8" BSP (F)
259 112	1/2" BSP (F)

MALE AIR NIPPLES

PART No.	CONNECTION THREAD
259 014	1/4" BSP (M)
259 038	3/8" BSP (M)
259 012	1/2" BSP (M)

AIR NIPPLES WITH HOSE CONNECTOR

PART No.	HOSE
259 206	6 mm (1/4")
259 208	8 mm (5/16")
259 210	10 mm (3/8")
259 213	13 mm (1/2")



INDUSTRIAL Series quick coupling can be used in the most demanding applications. Manufactured in brass, with nickel plated body and stainless steel wear parts for a longer life. Compatible with ISO 6150 B15. Flow capacity: 2,400 l/min.



Air nipples for use with **INDUSTRIAL Series**. Ø 3/8" air nipples manufactured in steel. Compatible with ISO 6150 B15.

INDUSTRIAL SERIES QUICK COUPLING Ø 3/8" - 2,400 L/MIN

PART No.	CONNECTION THREAD
251 438	1/4" BSP (M)
251 412	1/2" BSP (M)
251 338	3/8" BSP (M)
251 312	1/2" BSP (F)

AIR NIPPLES Ø 3/8"

PART No.	CONNECTION THREAD
255 438	3/8" BSP (F)
255 412	1/2" BSP (F)
255 338	3/8" BSP (M)
255 312	1/2" BSP (M)

255 510	Ø 10 mm (3/8")
255 513	Ø 13 mm (1/2")

MULTICONNECTION SERIES AIR NIPPLES Ø 1/4" - 1,200 L/MIN

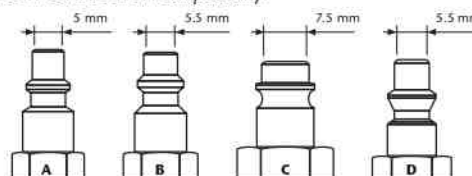
PART No.	CONNECTION THREAD
250 114	1/4" BSP (F)
250 138	3/8" BSP (F)
250 112	1/2" BSP (F)

250 014	1/4" BSP (M)
250 038	3/8" BSP (M)
250 012	1/2" BSP (M)

250 206	Ø 6 mm (1/4")
250 208	Ø 8 mm (5/16")
250 210	Ø 10 mm (3/8")

MULTICONNECTION Series air nipples can be used with several kind of connectors. Manufactured in brass, with nickel plated body and stainless steel wear parts for a longer life. Flow capacity with **EUROPEAN** coupling: 1,200 l/min.

MULTICONNECTION compatibility:



A ITALY standard
B ISO 6150 B12
C EUROPEAN rectus
D ORION

AIR COUPLERS AND CONNECTION ADAPTORS FOR COMPRESSED AIR



EUROPEAN rectus Series air nipples with Ø 7.5 mm. For use with MULTICONNECTION Series quick coupling. Manufactured in hardened steel.

EUROPEAN SERIES AIR NIPPLES Ø 7.5 MM	
PART No.	CONNECTION THREAD
259 414	1/4" BSPT (F)
259 438	3/8" BSPT (F)
259 314	1/4" BSPT (M)
259 338	3/8" BSPT (M)
259 312	1/2" BSPT (M)
259 506	Ø 6 mm (1/4")
259 508	Ø 8 mm (5/16")
259 510	Ø 10 mm (3/8")
259 513	Ø 13 mm (1/2")



ORION Series air nipples with 5.5 mm. For use with MULTICONNECTION Series quick coupling. Manufactured in hardened steel.

ORION SERIES AIR NIPPLES Ø 5.5 MM	
PART No.	CONNECTION THREAD
259 714	1/4" BSP (F)
259 738	3/8" BSP (F)
259 618	1/8" BSPT (M)
259 614	1/4" BSPT (M)
259 638	3/8" BSPT (M)
259 806	Ø 6 mm (1/4")
259 808	Ø 8 mm (5/16")
259 810	Ø 10 mm (3/8")



MALE HOSE ADAPTORS	
1/4" BSPT (M) HOSE ADAPTORS	
PART No.	HOSE ADAPTORS
238 102	1/4" BSPT (M) - Ø 6 mm (1/4")
238 100	1/4" BSPT (M) - Ø 8 mm (5/16")
238 101	1/4" BSPT (M) - Ø 10 mm (3/8")
3/8" BSPT (M) HOSE ADAPTORS	
PART No.	HOSE ADAPTORS
238 301	3/8" BSPT (M) - Ø 8 mm (5/16")
238 300	3/8" BSPT (M) - Ø 10 mm (3/8")
238 302	3/8" BSPT (M) - Ø 13 mm (1/2")
1/2" BSPT (M) HOSE ADAPTORS	
PART No.	HOSE ADAPTORS
238 500	1/2" BSPT (M) - Ø 13 mm (1/2")



FEMALE HOSE ADAPTORS	
1/4" BSP (F) HOSE ADAPTORS	
PART No.	HOSE ADAPTORS
238 001	1/4" BSP (F) - Ø 6 mm (1/4")
238 000	1/4" BSP (F) - Ø 8 mm (5/16")
3/8" BSP (F) HOSE ADAPTORS	
PART No.	HOSE ADAPTORS
238 201	3/8" BSP (F) - Ø 8 mm (5/16")
238 200	3/8" BSP (F) - Ø 10 mm (3/8")
1/2" BSP (F) HOSE ADAPTORS	
PART No.	HOSE ADAPTORS
238 400	1/2" BSP (F) - Ø 13 mm (1/2")



DOUBLE MALE THREAD CONNECTION ADAPTORS	
PART No.	CONNECTION ADAPTOR
239 000	1/4" BSPT (MM)
239 002	3/8" BSPT (MM)
239 004	1/2" BSPT (MM)
239 001	3/8" - 1/4" BSPT (MM)
239 005	1/2" - 1/4" BSPT (MM)
239 003	1/2" - 3/8" BSPT (MM)

MALE - FEMALE CONNECTION ADAPTORS	
PART No.	CONNECTION ADAPTOR
239 101	3/8" BSPT (M) - 1/4" BSP (F)
239 103	1/2" BSPT (M) - 3/8" BSP (F)
239 102	1/4" BSPT (M) - 3/8" BSP (F)
239 104	3/8" BSPT (M) - 1/2" BSP (F)

TWO WAY AIR FLOW DIVIDERS	
PART No.	CONNECTION ADAPTOR
239 200	1/4" BSPT (M) - 1/4" BSP (F) (x 2)
239 201	3/8" BSPT (M) - 3/8" BSP (F) (x 2)
239 203	1/2" BSPT (M) - 1/2" BSP (F) (x 2)

90° ELBOW ADAPTORS	
PART No.	CONNECTION ADAPTOR
239 300	1/4" BSP (F) - 1/4" BSP (F)
239 302	3/8" BSP (F) - 3/8" BSP (F)
239 303	1/2" BSP (F) - 1/2" BSP (F)
239 351	1/4" BSPT (M) - 1/4" BSP (F)
239 350	3/8" BSPT (M) - 3/8" BSP (F)
239 352	1/2" BSPT (M) - 1/2" BSP (F)

BLISTERS OF AIR COUPLERS AND CONNECTION ADAPTORS



BLISTERS OF STANDARD SERIES QUICK COUPLING Ø 1/4" - 1,000 L/MIN

PART No.	CONNECTION THREAD
253 114.095	Blister 2 u. x 253 114
253 138.095	Blister 2 u. x 253 138
253 112.095	Blister 2 u. x 253 112
253 014.095	Blister 2 u. x 253 014
253 038.095	Blister 2 u. x 253 038
253 012.095	Blister 2 u. x 253 012
253 206.095	Blister 2 u. x 253 206
253 208.095	Blister 2 u. x 253 208
253 210.095	Blister 2 u. x 253 210
253 213.095	Blister 2 u. x 253 213



BLISTERS OF AIR NIPPLES Ø 1/4" (ISO 6150 B12)

PART No.	CONNECTION THREAD
259 114.095	Blister 2 u. x 259 114
259 138.095	Blister 2 u. x 259 138
259 112.095	Blister 2 u. x 259 112
259 014.095	Blister 2 u. x 259 014
259 038.095	Blister 2 u. x 259 038
259 012.095	Blister 2 u. x 259 012
259 206.095	Blister 2 u. x 259 206
259 208.095	Blister 2 u. x 259 208
259 210.095	Blister 2 u. x 259 210
259 213.095	Blister 2 u. x 259 213



BLISTERS OF DOUBLE MALE THREAD CONNECTION ADAPTORS

PART No.	CONNECTION THREAD
239 000.095	Blister 2 u. x 239 000
239 002.095	Blister 2 u. x 239 002
239 004.095	Blister 2 u. x 239 004
239 001.095	Blister 2 u. x 239 001
239 005.095	Blister 2 u. x 239 005
239 003.095	Blister 2 u. x 239 003



BLISTERS OF MALE- FEMALE CONNECTION ADAPTORS

PART No.	CONNECTION THREAD
239 101.095	Blister 2 u. x 239 101
239 103.095	Blister 2 u. x 239 103
239 102.095	Blister 2 u. x 239 102
239 104.095	Blister 2 u. x 239 104



BLISTERS OF MALE HOSE ADAPTORS

PART No.	CONNECTION THREAD
1/4" BSP (M) HOSE ADAPTORS	
238 102.095	Blister 2 u. x 238 102
238 100.095	Blister 2 u. x 238 100
238 101.095	Blister 2 u. x 238 101
3/8" BSP (M) HOSE ADAPTORS	
238 301.095	Blister 2 u. x 238 301
238 300.095	Blister 2 u. x 238 300
238 302.095	Blister 2 u. x 238 302
1/2" BSP (M) HOSE ADAPTORS	
238 500.095	Blister 2 u. x 238 500



BLISTERS OF FEMALE HOSE ADAPTORS

PART No.	CONNECTION THREAD
1/4" BSP (F) HOSE ADAPTOR	
238 001.095	Blister 2 u. x 238 001
238 000.095	Blister 2 u. x 238 000
3/8" BSP (F) HOSE ADAPTOR	
238 201.095	Blister 2 u. x 238 201
238 200.095	Blister 2 u. x 238 200
1/2" BSP (F) HOSE ADAPTOR	
238 400.095	Blister 2 u. x 238 400

Hoses for use in air lines with blow guns or pneumatic tools. Include swivel male adaptors and dock on end part to protect it.



Polyurethane hoses with threaded connections. Working pressure 10 bar.

PART No.	IN. /EX. Ø	CONNECTION THREAD	LENGTH
243 201	6 x 4 mm	1/4" BSP (M)	1.5 m
243 203	6 x 4 mm	1/4" BSP (M)	3 m
243 304	8 x 5.5 mm	1/4" BSP (M)	4 m
243 306	8 x 5.5 mm	1/4" BSP (M)	6 m
243 308	8 x 5.5 mm	1/4" BSP (M)	8 m
243 404	10 x 6.5 mm	1/4" BSP (M)	4 m
243 406	10 x 6.5 mm	1/4" BSP (M)	6 m
243 408	10 x 6.5 mm	1/4" BSP (M)	8 m
243 504	12 x 8 mm	3/8" BSP (M)	3 m
243 506	12 x 8 mm	3/8" BSP (M)	6 m
243 508	12 x 8 mm	3/8" BSP (M)	8 m



Polyamide hoses with threaded connections. Working pressure 15 bar.

PART No.	IN. /EX. Ø	CONNECTION THREAD	LENGTH
243 005	8 x 6 mm	1/4" BSPT (M)	5 m
243 010	8 x 6 mm	1/4" BSPT (M)	10 m
243 015	8 x 6 mm	1/4" BSPT (M)	15 m
243 105	10 x 8 mm	1/4" BSPT (M)	5 m
243 110	10 x 8 mm	1/4" BSPT (M)	10 m
243 115	10 x 8 mm	1/4" BSPT (M)	15 m
243 205	12 x 10 mm	3/8" BSPT (M)	5 m
243 210	12 x 10 mm	3/8" BSPT (M)	10 m
243 215	12 x 10 mm	3/8" BSPT (M)	15 m
HOSES WITHOUT CONNECTORS			
244 030	8 x 6 mm	without connectors	30 m
244 130	10 x 8 mm	without connectors	30 m
THREADED CONNECTORS FOR HOSES			
245 001	Ø 8 x 6 mm	1/4" BSPT (M)	swivel male
245 002	Ø 8 x 6 mm	3/8" BSPT (M)	swivel male
245 003	Ø 10 x 8 mm	1/4" BSPT (M)	swivel male
245 004	Ø 10 x 8 mm	3/8" BSPT (M)	swivel male
245 007	Ø 12 x 10 mm	3/8" BSPT (M)	male
245 005	Ø 8 x 6 mm	1/4" BSPT (M)	swivel female
245 006	Ø 10 x 8 mm	3/8" BSPT (M)	swivel female
245 008	Ø 12 x 10 mm	3/8" BSPT (M)	swivel female

AIR HOSES

Low pressure hoses for compressed air with female swaged fitting and double male adaptor. Working pressure 15 bar.

PART No.	LENGTH	INT. Ø	CONNECTION THREAD	W. PRESSURE
246 006	0.6 mm	1/4" - 6 mm	1/4" BSPT (MM)	15 bar
246 010	1 mm	1/4" - 6 mm	1/4" BSPT (MM)	15 bar
246 015	1.5 mm	1/4" - 6 mm	1/4" BSPT (MM)	15 bar
246 030	3 mm	1/4" - 6 mm	1/4" BSPT (MM)	15 bar
246 060	6 mm	1/4" - 6 mm	1/4" BSPT (MM)	15 bar
246 100	10 mm	1/4" - 6 mm	1/4" BSPT (MM)	15 bar
246 150	15 mm	1/4" - 6 mm	1/4" BSPT (MM)	15 bar
247 706	0.6 mm	3/8" - 10 mm	3/8" BSPT (M) - 1/2" BSPT(M)	15 bar
247 710	1.0 mm	3/8" - 10 mm	3/8" BSPT (M) - 1/2" BSPT(M)	15 bar
247 715	1.5 mm	3/8" - 10 mm	3/8" BSPT (M) - 1/2" BSPT(M)	15 bar



249 600

HOSE CLAMPS



249 600 Double clip hose clamps

500 clamps on a high resistance plastic briefcase.

Includes:

- 100 units x Ø 7 - 9 mm
- 100 units x Ø 9 - 11 mm
- 100 units x Ø 11 - 13 mm
- 50 units x Ø 13 - 15 mm
- 50 units x Ø 15 - 18 mm
- 50 units x Ø 17 - 20 mm
- 50 units x Ø 20 - 23 mm

950 321 - 950 302 - 950 313 - 950 303

SHUTOFF VALVES

Shutoff valves for air lines.



PART No,	DESCRIPTION	CONNECTION THREAD
950 319	Air valve	1/2" BSP (FF)
950 318	Air valve	3/8" BSP (FF)
950 321	Air valve	1/4" BSP (FF)
950 322	Air valve	1/4" BSP (MF)
950 325	Air valve with bleeding	1/4" BSP (FF)
950 302	Needle air valve	1/4" BSP (FF)
950 313	Air valve special handle	3/4" BSP (FF)
950 314	Air valve special handle	1" BSP (FF)
950 305	Air valve, large handle	1/4" BSP (FF)
950 320	Air valve, large handle	3/8" BSP (FF)
950 300	Air valve, large handle	1/2" BSP (FF)
950 303	Air valve, large handle	3/4" BSP (FF)
950 306	Air valve, large handle	1" BSP (FF)
950 324	Air valve, large handle	1" BSP (MF)
950 317	Air valve, large handle	1 1/4" BSP (FF)
950 312	Air valve, large handle	1 1/2" BSP (FF)
950 308	Air valve, large handle	2" BSP (FF)
950 310	Triple air valve	3/4" BSP (FFF)
950 301	Air valve with tap, for hose	1/2" BSP (M)
950 309	Air valve with tap, for hose	3/4" BSP (M)

TOTALLY ENCLOSED BUNDED TANKS	150
SINGLE SKIN TANKS	151
BESPOKE TANKS, OFFSET CABINETS AND TANK ALARM UNIT	152
TANK LEVEL INDICATORS AND BUNDED AdBlue®/DEF - DIESEL STORAGE TANKS	153
SPILL PALLETS	154
WORK FLOORS AND SPILL TRAYS	155
IBC STORAGE AND DRUM TROLLEY	156
DRUM RACKS, GRIT BINS AND DRUM FUNNELS	157
DRUM FUNNELS AND OIL SPILL KITS	158



UK LEGISLATION



In England and Wales, it is against the law to cause water pollution, and there are specific regulations that may apply to your oil storage tank. Non compliance with these regulations is an offence and may result in enforcement action being taken against you.

In Scotland, the storage of oil is regulated by the Water Environment (Oil Storage), (Scotland) Regulations 2006, (OSR Scotland), as detailed below. Where oil storage results in pollution of the water environment, this may constitute an offence under the Water Environment (Controlled Activities), (Scotland) Regulations 2005, as amended. Non compliance with these regulations may result in enforcement action being taken against you.

Control of Pollution (Oil Storage) Regulations

In England, above ground oil storage is regulated by the Control of Pollution (Oil Storage), (England) Regulations 2001, (OSR England). Oils covered by these regulations include petrol, diesel, vegetable, synthetic and mineral oils. They apply to most industrial, commercial and institutional sites storing oil in containers over 200 litres and to private dwellings with containers storing more than 3,500 litres.

In Scotland, the storage of oil is regulated by the Water Environment (Oil Storage), (Scotland) Regulations 2006, (OSR Scotland). These regulations apply to any kind of oil including petrol, diesel, mineral, heating oil, lubricating oil, waste oil, vegetable and plant oil but don't include uncut bitumen. They apply to the storage of any volume of oil, with more prescriptive requirements applying to industrial, commercial and institutional sites storing oil in containers of 200 litres and over and to private dwellings with containers storing more than 2,500 litres of oil.

Pollution Prevention Guidelines

Pollutions Prevention Guidelines (PPG's) can be downloaded from the environment agency's website www.environment-agency.gov.uk.

PPG2 Pollution Prevention Guideline.

Above Ground Oil Storage Tanks.

PPG26 Pollution Prevention Guideline.

Storage and Handling of Drums & Intermediate Bulk Containers.



Tanks do not include tank fitting kits

Off loading facility required for tanks 9,000 litre and above. Hiab off loading for full reach on hiab maximum tank 2,700 litre.

PART No.	SIZE METRIC
TANK30	4 ft Tank Fitting Kit
TANK30/5	5 ft Tank Fitting Kit
TANK30/6	6 ft Tank Fitting Kit
TANK30/6W	6 ft - 8 ft Tank Fitting Kit

TOTALLY ENCLOSED BUNDED TANKS

Steel construction storage tanks for lubricants, and waste oil. Tanks can be manufactured to customer requirements and comply with environmental guidelines. Inner generally to BS 799 part 5, outer to MB standard.

Waste oil tanks include an internal suction pipe.

PART No.	CAPACITY LITRES	SIZE IMPERIAL	SIZE METRIC (mm)
TANK141	680	4' x 2' x 4'1"	1,220 x 610 x 1,250
TANK100	1,000	6' x 2' x 4'1"	1,830 x 610 x 1,250
TANK178	1,100	5'4" x 2'4" x 4'1"	1,625 x 720 x 1,250
TANK115	1,350	4'4" x 3'4" x 4'1"	1,320 x 1,020 x 1,250
TANK1	1,350	6'4" x 2'4" x 4'1"	1,930 x 720 x 1,250
TANK93	1,500	6' x 2'8" x 4'1"	1,830 x 815 x 1,250
TANK2	1,800	4'4" x 4'4" x 4'1"	1,320 x 1,320 x 1,250
TANK37	2,000	6' x 3'8" x 4'1"	1,830 x 1,100 x 1,250
TANK3	2,250	5'4" x 4'4" x 4'1"	1,625 x 1,320 x 1,250
TANK89	2,250	6' x 4' x 4'1"	1,830 x 1,220 x 1,250
TANK4	2,700	6'4" x 4'4" x 4'1"	1,930 x 1,320 x 1,250
TANK5	2,700	6' x 4' x 5'	1,830 x 1,220 x 1,525
TANK72	3,000	8' x 4'1" x 4'	2,440 x 1,250 x 1,220
TANK38	4,000	8' x 4' x 5'	2,440 x 1,200 x 1,525
TANK7	4,500	8' x 4' x 6'	2,440 x 1,200 x 1,830
TANK181	5,000	8' x 5' x 5'	2,440 x 1,525 x 1,525
TANK125	5,600	8' x 5' x 6'	2,440 x 1,525 x 1,830
TANK116	6,800	8' x 6' x 6'	2,440 x 1,830 x 1,830
TANK126	9,000	8'5" x 6'6" x 6'6"	2,600 x 2,000 x 2,000
TANK79	10,000	9'8" x 6'6" x 6'6"	3,000 x 2,000 x 2,000

Add 50 mm or 2" onto height of tank for bearers.

Waste Oil Tanks - Use Part No. at left but put "W" after the Part No. (eg: Tank100W).

SINGLE SKIN TANKS

SINGLE SKIN TANKS

Steel construction storage tanks for lubricants, and waste oil. Tanks can be manufactured to customer requirements.

Tanks manufactured to BS 799 part 5.

Waste oil tanks include an internal suction pipe.

PART No.	CAPACITY LITRES	SIZE IMPERIAL	SIZE METRIC (mm)
TANK52	680	4' x 2' x 3'	1,220 x 610 x 915
TANK9	680	4' x 1'6" x 4'	1,220 x 460 x 1,220
TANK10	900	4' x 2' x 4'	1,220 x 610 x 1,220
TANK11	1,100	5' x 2' x 4'	1,525 x 610 x 1,220
TANK12	1,100	4'6" x 3' x 3'	1,375 x 915 x 915
TANK13	1,360	6' x 2' x 4'	1,830 x 610 x 1,220
TANK14	1,360	4' x 3' x 4'	1,220 x 915 x 1,220
TANK15	1,500	6' x 3' x 3'	1,830 x 915 x 915
TANK16	1,800	4' x 4' x 4'	1,220 x 1,220 x 1,220
TANK17	2,000	6' x 3' x 4'	1,830 x 915 x 1,220
TANK18	2,250	5' x 4' x 4'	1,525 x 1,220 x 1,220
TANK19	2,500	6' x 3' x 5'	1,830 x 915 x 1,525
TANK20	2,700	6' x 4' x 4'	1,830 x 1,220 x 1,220
TANK21	2,700	8' x 3' x 4'	2,440 x 915 x 1,220
TANK22	2,700	8' x 2' x 6'	2,440 x 610 x 1,830
TANK23	3,600	8' x 4' x 4'	2,440 x 1,220 x 1,220
TANK27	4,500	8' x 4' x 5'	2,440 x 1,220 x 1,525
TANK131	4,500	10' x 4' x 4'	3,050 x 1,220 x 1,220
TANK132	5,450	8' x 4' x 6'	2,440 x 1,220 x 1,830
TANK133	5,650	8' x 5' x 5'	2,440 x 1,525 x 1,525
TANK134	6,800	8' x 5' x 6'	2,440 x 1,525 x 2,000

Add 50 mm or 2" onto height of tank for bearers.

Waste Oil Tanks - Use Part No. at left but put 'W' after the Part No. (eg: Tank100W).

Off loading facility required for tanks 9,000 litre and above. Hiab off loading for full reach on hiab maximum tank 2,700 litre.

PART No.	SIZE METRIC
TANK30/3	3 ft Tank Fitting Kit
TANK30/1	4 ft Tank Fitting Kit
TANK30/2	5 ft Tank Fitting Kit
TANK30/7	6 ft Tank Fitting Kit



Tanks do not include tank fitting kits

BESPOKE TANKS, OFFSET CABINETS AND TANK ALARM UNIT

BESPOKE TANKS

Bespoke Oil Storage Tanks and Bunds can be manufactured to most requirements. Tanks with secure cabinets contain hose reels and pumps. Specialist dispensing systems can also be manufactured.

Please contact us for further information.



OFFSET CABINETS & ANCILLARIES

PART No.	DESCRIPTION
DRIP TRAY 1	Single point drip tray
DRIP TRAY 2	Enclosed single point drip tray
CABINET2W	Wall mounted cabinet c/w ancillaries for up to 2 points
CABINET2F	Floor mounted cabinet c/w ancillaries for up to 2 points
CABINET4W	Wall mounted cabinet c/w ancillaries for up to 4 points
CABINET4F	Floor mounted cabinet c/w ancillaries for up to 4 points



TANK ALARM UNIT

Audible and visual alarm units for high and low level warnings. Each unit is suitable for connection to a maximum of 3 warning probes.

PART No.	DESCRIPTION
392200200	Alarm unit (battery powered) 9 V
392200201	Alarm unit (mains) 85 - 240 VAC
382201200	High level warning probe 1 1/2" BSPM & 2" BSPM
382201202	High/Low level warning probe 1 1/2" BSPM
382201203	High/Low level warning probe 2" BSPM
382202200	Bund low level warning probe 1 1/2" BSPM & 2" BSPM
382203200	External remote siren
382203202	Amber beacon 24 V, 3 W
382203204	Air solenoid valve 24 VDC
382203205M	Variable depth warning probe 1 1/2" BSPM & 2" BSPM



TANK LEVEL INDICATORS AND BUNDED AdBlue®/DEF - DIESEL STORAGE TANKS



Electric pumps should NOT be run off a generator and avoid using any extension cable. Either of these methods to power the pump can run the risk of an electric shock and may affect the warranty in the event of a pump failure. All 240 V AdBlue®/DEF dispensers are now fitted with a light and an electrical connection point as standard. If your Fuel Dispenser has had a light fitted it should only be turned on when the pump is being used. The light is NOT intended for continuous use and must be turned off after pumping has been completed

TANK LEVEL INDICATORS

Hydrostatic tank contents gauge. 230 V supply. Gives continuous readout in litres, mm & %. Weatherproof unit to IP55. Suits tanks 0.6 to 4 m high (12'). Accuracy +/- 1%. 1 gauge per tank. Comes complete with 10 m of tube, 1 1/2" - 2" BSP connector kit.

PART No.	DESCRIPTION
382100005	Digital Tank Level Unit
382100006	Pipe per metre (max. 50 m)

BUNDED AdBlue®/DEF STORAGE TANKS

Quality plastic AdBlue®/DEF storage tanks. Available as a 1,300 or 2,500 litre horizontal, in an blue coloured outer. The inner storage tank is produced with the "translucent inner tank finish". All tanks are fitted with a 240 V AdBlue®/DEF Pump Kit. All tanks are supplied with a battery operated Apollo level gauge.

PART No.	BRIMFUL LITRES	NOMINAL LITRES	LENGTH (mm)	WIDTH (mm)	HEIGHT (mm)	FOOTPRINT (mm)
PES1001	1,400	1,330	1,830	1,300	1,800	1,340 x 1,230
PES1002	2,625	2,493	2,230	1,530	1,960	1,700 x 1,470

BUNDED DIESEL STORAGE TANKS

Unique rear fitted lid arrangement, makes it easier for the tank to be filled without having to struggle with the hose and pump area at the front. With the fill area at the rear of the tank it creates more space inside the cabinet for the pump and hose to be stored away neatly and also reduces the chance of damage to the hose whilst filling. All tanks are fitted with a 230 V Diesel Dispensing Kit. All tanks are supplied with a Battery operated Apollo level gauge.

PART No.	BRIMFUL LITRES	NOMINAL LITRES	LENGTH (mm)	WIDTH (mm)	HEIGHT (mm)	FOOTPRINT (mm)
PES1003	1,400	1,330	1,830	1,300	1,800	1,340 x 1,230
PES1004	2,625	2,493	2,230	1,530	1,960	1,700 x 1,470

Electric pumps should NOT be run off a generator and avoid using any extension cable. Either of these methods to power the pump can run the risk of an electric shock and may affect the warranty in the event of a pump failure.

All 230 V model Fuel Dispensers are now fitted with a light and an electrical connection point as standard. If your Fuel Dispenser has had a light fitted it should only be turned on when the pump is being used. The light is NOT intended for continuous use and must be turned off after pumping has been completed.



SPILL PALLETS

SPILL PALLETS

Spill pallets for 1, 2 or 4 drums for static spill containment.
Removable platform.
Remove drums before fork lifting.
Compatible with most forklifts and drum pallet trucks.
Made from 100% polyethylene.



EP1006



EP1003



EP1002



EP1004



EP1005



EP1001

PART No.	DESCRIPTION	SIZE (H x W x D mm)	CAPACITY LITRES
EP1001	1 x 205 litre drum spill pallet black deck/yellow base	600 x 1,000 x 680	230
EP1002	2 x 205 litre drum spill pallet black deck/yellow base	440 x 1,330 x 750	250
EP1004	4 x 205 litre drum spill pallet black deck/yellow base	280 x 1,380 x 1,290	250
EP1005	4 x 205 litre drum spill pallet black deck/yellow base	480 x 1,380 x 1,290	485
EP1003	4 x 205 litre drum spill pallet black deck/yellow base	270 x 2,445 x 660	235
EP1006	2 x 205 litre drum spill pallet yellow base to fit a Europallet	380 x 1,310 x 910	230

Please note oil drums/containers are NOT included

COVERED SPILL PALLETS

Rigid, double walled, chemical resistant and weathertight PE hardcover
Accessible to both sides via two, tough, flexible easy sliding shutter doors



PART No.	DESCRIPTION	SIZE (H x W x D mm)	CAPACITY LITRES
EP9002	2 x 205 litre drum spill pallet black deck/yellow base with hardcover	2,110 x 1,565 x 995	230
EP9004	4 x 205 litre drum spill pallet black deck/yellow base with hardcover	2,110 x 1,565 x 1,620	250
EP9006	4 x 205 litre drum spill pallet black deck/yellow base with hardcover	2,110 x 1,565 x 1,620	485

Please note oil drums/containers are NOT included



WORK FLOORS AND SPILL TRAYS


WORK FLOORS

PE Work Floors for 2 or 4 drums. Can be used for static spill containment and as liquid dispensing area. Units can be joined together to provide larger work floors.

Strong removeable PE platform.

Heavy duty PE access ramp locks onto work floor with integrated locating pins, user friendly gradient for easy loading.

Slip resistant texture on ramp and platforms.



PART No,	DESCRIPTION	SIZE (H x W x D mm)	CAPACITY LITRES
EP3010	Work floor ramp	180 x 810 x 1,290	-
EP3001	Yellow base work floor 2 x 205 litre drum	150 x 1,600 x 800	112
EP3006	Yellow base work floor 4 x 205 litre drum	150 x 1,600 x 1,600	232
EP3007	Work floor cross connector piece 700 mm	40 x 700 x 40	-
EP3008	Work floor cross connector piece 1,500 mm	40 x 1,500 x 40	-
EP3009	Work floor cross connector	-	-

SPILL TRAYS

PART No,	DESCRIPTION	SIZE (H x W x D mm)
EP8001	20 litre Spill Tray	155 x 600 x 400
EP8002	30 litre Spill Tray	155 x 805 x 405
EP8003	40 litre Spill Tray	155 x 800 x 600
EP8004	60 litre Spill Tray	175 x 1,000 x 600
EP8005	100 litre Spill Tray	175 x 1,200 x 800

The user is responsible for chemical compatibility.



Please note oil drums/containers are NOT included.



IBC STORAGE AND DRUM TROLLEY

IBC STORAGE



EP5003



EP5001



EP5250

Single and double IBC spill pallets. Central supports always to be used when platforms in place. Easy to maintain and clean. Ergonomic design. Compatible with most forklifts and pallet trucks, use extensions when needed. Only single pallet can be used with/without platform. Made from 100% polyethylene.

Single and double IBC spill pallets. Central supports always to be used when platforms in place. Easy to maintain and clean. Ergonomic design. Compatible with most forklifts and pallet trucks, use extensions when needed. Only single pallet can be used with/without platform. Made from 100% polyethylene.

PART No,	DESCRIPTION	SIZE (H x W x D mm)	CAPACITY LITRES
EP5000	Single IBC yellow base no deck	1,000 x 1,450 x 1,450	1120
EP5001	Single IBC yellow base black deck	1,000 x 1,450 x 1,450	1120
EP5003	Twin IBC yellow base black deck	575 x 2,450 x 1450	1130
EP5007	Dispenser for single IBC	1,065 x 640 x 590	100
EP5008	Dispenser for twin IBC	665 x 640 x 590	100
EP5200	Integrated dispenser Single IBC yellow base no deck	750 x 2,000 x 1,490	1120
EP5250	Integrated dispenser Single IBC yellow base black deck	750 x 2,000 x 1,490	1120

Please note oil drums/containers are NOT included.

DRUM TROLLEY



Ideal as a mobile dispensing unit and sump.
Easy to clean, liquid drains to the front.
Double walled construction for optimum strength and security against leaks.
Easy to handle due to well balanced design.
Rubber wheels as standard. Barrel secured by ratchet strap. The safety support locks into place for easy vertical loading and storage.
2 foot hole positions for comfortable pull down and handling. Vertical spill containment of up to 3 litres.
Sump capacity 250 litres. Made from polyethylene - 100% recyclable.



PART No.	DESCRIPTION	SIZE (H x W x D mm)	CAPACITY LITRES
EP4001K	Drum kart yellow with castors	680 x 815 x 1,740	250

DRUM RACKS AND GRIT BINS

DRUM RACKS

Drum rack base and Drum rack, ideal for easy dispensing and storage.
Drum Rack - max. stack of 2 (4 drums total). Drum rack to be used with Drum rack base only.
Compatible with most forklifts and drum pallet trucks.
Made from 100% polyethylene.

PART No,	DESCRIPTION	SIZE (H x W x D mm)	CAPACITY LITRES
EP2002	Yellow drum rack	390 x 1,375 x 940	-
EP2003	Yellow drum rack base	635 x 1,375 x 1,350	450

Please note oil drums/containers are NOT included.



EP2003



EP2002



EP2003+EP2002

GRIT BINS

For indoor/outdoor storage of grit, sand & salt.
Fully recyclable, chemical resistant, UV stabilised PE.
Space saving, slim-line design.
Large opening for easy access.

PART No,	DESCRIPTION	SIZE (H x W x D mm)	CAPACITY LITRES
EP4001	75 litre mobile grit bin yellow	1,070 x 590 x 435	75
EP4110	110 litre grit bin yellow	570 x 650 x 500	110
EP4130	130 litre grit bin yellow	750 x 850 x 500	130
EP4200	200 litre grit bin yellow	885 x 1,005 x 590	200
EP4400	400 litre grit bin yellow	885 x 1,000 x 755	400
EP4500	500 litre grit bin yellow with castors	830 x 1,265 x 850	500
EP4501	500 litre grit bin yellow NO castors	830 x 1,265 x 850	500

Please note oil drums/containers are NOT included.



EP4500



EP4110



EP4001

DRUM FUNNELS



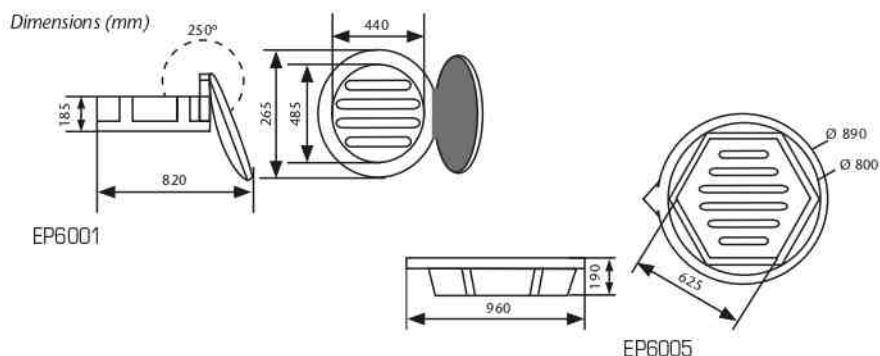
Drum funnel with lid, compatible with standard 205 litre drums. Large capacity bowl to prevent overflows, supplied with stainless steel debris filter. Made from 100% recyclable, UV & chemically resistant PE. Hinged lid prevents filling with rainwater & debris when not in use. 250 degree lid opening allowing full access to drainage bowl. Optional plastic toggle latch.

PART No.	DESCRIPTION
EP6000	Drum funnel, yellow
EP6001	Drum funnel with toggle latch, yellow
EP6005	Drum tray, yellow

Please note oil drums/containers are NOT included.



EP6001 + EP6005



OIL SPILL KITS

PART No.	DESCRIPTION	CAPACITY LITRES
EP7001	Oil Spill Kit, in a slim bag with carry handles	20
EP7002	Oil Spill Kit in a high profile zippered bag	35
EP7003	Oil Spill Kit in a high profile shoulder bag	45
EP7004	Oil Spill Kit in wheeled bin	100

Other spill kits available on request.



EP7001



EP7002



EP7003

PART NUMBER INDEX

INDEX

01

OIL PUMPS

02

GREASE PUMPS

03

OTHER FLUIDS
PUMPS

04

Additive®/DEF
PUMPS

05

HOSE REELS

06

VALVES &
METERS

07

MANAGEMENT
SYSTEMS

08

WASTE OIL
EQUIPMENT

09

ELECTRIC
PUMPS

10

LUBRICATION
TOOLS

11

AIR
ACCESSORIES

12

ENVIRONMENTAL
SOLUTIONS

PART NUMBER INDEX

PART No.	PAGE	PART No.	PAGE	PART No.	PAGE	PART No.	PAGE
011 060	124	021 300	125	101 340	128	168 601	130
011 100	124	021 320	125	101 800	128	169 001	131
011 140	124	021 340	125	101 802	128	169 003	131
011 160	124	021 380	125	102 100	129	169 004	131
011 180	124	021 500	125	102 101	129	169 009	131
011 220	124	021 520	125	102 102	129	169 011	131
011 240	124	021 540	125	102 103	129	169 012	131
011 260	124	021 600	125	102 110	129	169 013	131
011 280	124	021 620	125	102 111	129	169 014	131
011 300	124	021 640	125	106 200	129	169 015	131
011 320	124	021 700	125	106 240	129	175 200	138
011 340	124	021 720	125	108 000	130	175 300	138
011 500	124	021 740	125	108 050	130	175 400	138
011 520	124	022 160	125	108 100	130	176 100	138
011 540	124	022 220	125	108 501	130	176 200	138
011 600	124	022 240	125	108 502	130	176 300	138
011 620	124	022 260	125	108 503	130	179 500	138
011 700	124	022 600	125	113 700	129	180 400	141
011 720	124	022 620	125	113 710	129	180 700	140
011 740	124	023 220	125	113 795	129	180 701	140
011 900	124	023 320	125	113 910	129	180 702	140
011 910	124	023 600	125	121 000	126	180 703	140
011 930	124	023 620	125	121 011	126, 131	180 800	96, 140
011 940	124	023 640	125	121 020	126	180 801	96, 140
011 950	124	024 620	125	121 050	126	180 802	96, 140
012 020	124	024 640	125	121 060	126	180 803	96, 140
012 220	124	025 620	125	121 095	126	184 000	96, 141
013 060	124	025 640	125	122 001	126	184 050	96, 141
013 100	124	031 939	125	122 011	126	184 051	141
013 140	124	031 949	125	123 001	126	184 100	141
013 160	124	031 950	125	123 011	126	184 150	141
013 180	124	031 960	125	124 011	126	184 200	96, 140
013 220	124	032 060	125	126 000	126	184 201	96, 140
013 240	124	032 140	125	126 200	126	184 250	140
013 260	124	032 160	125	126 400	126	185 001	96, 140
013 280	124	032 220	125	126 500	126	185 050	140
013 300	124	032 240	125	127 090	126	186 000	96
013 320	124	032 260	125	127 091	126	186 010	96
013 340	124	032 600	125	127 093	126	186 300	94
013 500	124	032 620	125	128 003	130	187 000	96, 140
013 520	124	032 740	125	128 004	130	187 001	96, 140
013 540	124	032 939	125	128 005	130	188 000	96, 140
013 600	124	032 949	125	128 033	130	188 100	96, 140
013 620	124	032 959	125	128 501	126	190 104	141
013 700	124	050 001	124	130 021	127	190 105	141, 142
013 720	124	051 060	124	130 031	127	190 106	142
013 740	124	051 160	124	130 041	127	190 300	141, 142
013 900	124	051 220	124	130 061	127	190 301	141
013 910	124	051 260	124	136 021	127	190 302	141
015 060	124	051 600	124	136 041	127	190 310	141
015 100	124	052 060	124	136 051	127	190 311	141
015 140	124	052 160	124	136 095	127	195 000	96, 141
015 160	124	052 220	124	136 201	127	195 100	96, 141
015 180	124	052 260	124	137 021	127	196 000	141
015 220	124	052 600	124	137 041	127	196 100	141
015 240	124	059 000	126	137 051	127	197 000	142
015 260	124	069 600	126	137 201	127	199 800	96, 141
015 280	124	070 000	125	139 150	127	208 500	142
015 300	124	070 001	125	140 020	127	208 501	142
015 320	124	070 002	125	140 040	127	208 600	142
015 340	124	080 060	125	140 050	95, 127	208 601	142
015 500	124	080 220	125	140 100	127	208 700	142
015 520	124	099 000	126	140 200	127	208 701	142
015 540	124	099 001	126	140 400	127	209 007	142
015 600	124	099 002	126	141 020	127	218 201	142
015 620	124	099 030	126	141 040	127	219 001	142
015 700	124	099 031	126	141 050	127	238 000	145
015 720	124	099 060	126	141 200	127	238 000.095	146
015 740	124	099 061	126	141 400	127	238 001	145
015 900	124	100 900	129	150 000	132	238 001.095	146
015 910	124	100 940	129	151 100	132	238 100	145
021 060	125	101 195	128	151 102	132	238 100.095	146
021 140	125	101 200	128	157 000	132	238 101	145
021 160	125	101 202	128	160 101	131	238 101.095	146
021 220	125	101 211	128	160 102.200	131	238 102	145
021 240	125	101 240	128	160 103	131	238 102.095	146
021 260	125	101 300	128	167 500	130	238 200	145
021 280	125	101 302	128	168 600	130	238 200.095	146

PART No.	PAGE	PART No.	PAGE	PART No.	PAGE	PART No.	PAGE
238 201	145	245 001	147	255 412	144	317 914	136
238 201.095	146	245 002	147	255 438	144	317 915	136
238 300	145	245 003	147	255 510	144	317 916	136
238 300.095	146	245 004	147	255 513	144	317 917	136
238 301	145	245 005	147	259 012	144	318 000	138
238 301.095	146	245 006	147	259 012.095	146	318 001	138
238 302	145	245 007	147	259 014	144	318 002	138
238 302.095	146	245 008	147	259 014.095	146	318 003	138
238 400	145	246 006	147	259 038	144	319 000	133
238 400.095	146	246 010	147	259 038.095	146	320 290.202	134
238 500	145	246 015	147	259 112	144	320 290.205	134
238 500.095	146	246 030	147	259 112.095	146	320 290.207	134
239 000	145	246 060	147	259 114	144	320 290.209	134
239 000.095	146	246 100	147	259 114.095	146	320 300	134
239 001	145	246 150	147	259 138	144	320 310	134
239 001.095	146	247 706	147	259 138.095	146	320 390.202	134
239 002	145	247 710	147	259 206	144	320 390.205	134
239 002.095	146	247 715	147	259 206.095	146	320 390.207	134
239 003	145	249 004	143	259 208	144	320 390.209	134
239 003.095	146	249 005	143	259 208.095	146	320 400	132
239 004	145	249 006	143	259 210	144	324 000	15
239 004.095	146	249 008	143	259 210.095	146	324 010	15
239 005	145	249 009	143	259 213	144	325 000	15
239 005.095	146	249 012	143	259 213.095	146	325 010	15
239 101	145	249 013	143	259 312	145	326 000	15
239 101.095	146	249 026	143	259 314	145	326 010	15
239 102	145	249 060	143	259 338	145	327 020	15
239 102.095	146	249 061	143	259 414	145	328 010	14
239 103	145	249 062	143	259 438	145	331 120	62
239 103.095	146	249 063	143	259 506	145	332 120	62
239 104	145	249 064	143	259 508	145	333 120	62
239 104.095	146	249 065	143	259 510	145	340 120	16
239 200	145	249 066	143	259 513	145	341 120	16
239 201	145	249 067	143	259 614	145	347 120	17
239 203	145	249 600	148	259 618	145	348 120	17
239 300	145	250 012	144	259 638	145	351 120	10
239 302	145	250 014	144	259 714	145	351 121	62
239 303	145	250 038	144	259 738	145	352 120	10
239 350	145	250 112	144	259 806	145	353 120	12
239 351	145	250 114	144	259 808	145	354 120	12
239 352	145	250 138	144	259 810	145	356 120	10
240 000	143	250 206	144	300 006	136	358 120	12
240 200	31, 51, 143	250 208	144	300 006.001	66	360 000	15
240 300	143	250 210	144	300 006.002	66	360 001	15, 18
240 400	31, 51, 143	250 512	144	300 007	136	360 002	18, 22
240 500	31, 51, 143	250 514	144	300 009	136	360 006	30
241 001	143	250 538	144	300 010	66	360 007	133
241 201	31, 51, 143	250 612	144	300 101	135	360 102	15, 18, 31
241 301	143	250 614	144	300 102	135	360 106	31
241 401	31, 51, 143	250 638	144	300 103	135	360 107	31
241 501	31, 51, 143	250 708	144	300 104	135	360 108	31
242 102	143	250 710	144	300 400	135	360 110	83
242 202	31, 51, 143	251 312	144	300 401	135	360 111	83
242 302	31, 51, 143	251 338	144	300 500	135	360 113	38, 42, 83
242 402	31, 51, 143	251 412	144	300 501	135	360 114	83
242 502	143	251 438	144	300 600	135	360 115	83
243 005	147	253 012	144	300 601	135	360 117	83
243 010	147	253 012.095	146	300 900	133, 136	360 118	83
243 015	147	253 014	144	300 901	136	360 119	83
243 105	147	253 014.095	146	300 902	66	360 120	15, 18, 31
243 110	147	253 038	144	302 001	136	360 121	30, 31
243 115	147	253 038.095	146	304 500	134	360 122	83
243 201	147	253 112	144	304 509	134	360 127	83
243 203	147	253 112.095	146	306 100	133	360 132	30, 31
243 205	147	253 114	144	306 200	133	360 133	51
243 210	147	253 114.095	146	306 300	133	360 134	38, 42
243 215	147	253 138	144	306 400	133	360 135	38, 42, 83
243 304	147	253 138.095	146	308 010	133	360 137	67, 119
243 306	147	253 206	144	308 200	136	360 139	22, 31
243 308	147	253 206.095	146	308 300	133	360 140	22
243 404	147	253 208	144	309 010	133	360 160	84
243 406	147	253 208.095	146	310 100	135	360 161	83
243 408	147	253 210	144	310 802	136	360 162	83
243 504	147	253 210.095	146	314 530	133	360 163	84
243 506	147	253 213	144	314 540	133, 134	360 164	84
243 508	147	253 213.095	146	317 911	136	360 165	84
244 030	147	255 312	144	317 912	136	360 166	84
244 130	147	255 338	144	317 913	136	360 168	84

PART No.	PAGE	PART No.	PAGE	PART No.	PAGE	PART No.	PAGE
361 000	119	369 230	94	382 120	102	437 300	112
361 001.370	67	369 232	94	382 201	103	439 100	112
361 002.370	67	369 234	94	389 001	104, 107	453 612	41
361 003.370	67	369 236	94	389 004	104, 107	454 002	11
361 100	96	369 237	94	389 012	102	454 003	11
361 110	96	369 241	94	389 013	102, 103	454 009	11
361 200	96	369 244	94	389 020	103	454 010	11
361 300	58, 61, 114	369 601	31	391 022	48	454 100	13
362 100	31	369 606	94	404 100	36	454 110	13
362 101	31	369 900	31, 61	405 100	36	454 111	13
362 102	31	370 400	14	407 200	36	454 150	13
362 103	31	371 600	111	409 200	36	454 600	14
362 104	31	372 000	111	411 100	95	454 605	14
362 300	31	372 002	114	412 101	52	454 651	14
362 301	31	372 003	114	412 102	52	454 653	14
362 302	31	372 100	111	412 103	52	454 659	14
362 303	31	372 200	112	412 104	52	454 694	14
362 400	18, 22	372 300	112	412 190	52	454 695	14
362 402	30	372 400	112	412 202	52	454 697	14
362 910	15	372 500	111	412 203	52	454 699	14
362 911	18	372 600	111	412 390	52	480 021	38, 42
363 053	87	373 000	111	412 391	52	480 050	38, 42
363 054	87	373 002	114	412 392	52	482 200	37
363 055	87	373 100	111	412 393	52	482 500	37
363 056	87	373 200	112	412 394	52	486 210	41
363 100	86	373 300	112	413 077	95	486 510	41
363 112	86	373 400	112	413 080	95	500 115	79
363 114	86	373 500	111	413 081	95	500 116	79
363 115	86	373 600	111	413 082	95	501 100	72
363 116	86	376 300	14	414 100	95	501 198	72
363 117	86	376 610	14	414 200	95	501 200	72
363 118	86	378 120	14	414 300	95	501 298	72
364 030	119	379 000	13	415 000	95	501 300	72
365 300	94	379 003	13	415 002	95	501 398	72
365 521	88	379 100	113	417 001	38, 42	503 120	79
365 532	88	379 300	13	417 002	38, 42	503 400	79
365 534	88	379 400	18	417 003	38, 42	504 150	75
365 535	88	379 403	18	417 004	38, 42	504 159	75
365 536	88	379 404	18	417 005	38, 42	504 250	75
365 537	88	379 500	18	417 006	38, 42	504 259	75
365 538	88	379 503	18	417 009	51	504 350	75
365 575	94	379 504	18	417 010	51	504 351	75
365 654	89	379 710	113	417 011	51	504 359	75
365 655	89	379 711	113	417 012	51	504 359.001	75
365 656	89	380 501	107	417 013	51	504 450	75
365 657	89	380 551	107	417 014	51	504 459	75
365 801	90	381 000	100	418 002	38, 42	505 224	76
365 802	90	381 002	104	418 004	38, 42	505 232	76
365 803	90	381 003	104	418 006	38, 42	505 332	76
365 804	90	381 004	104	418 013	38, 42	505 339	76
365 805	90	381 005	104	418 016	38, 42	505 524	76
365 806	90	381 013	105	418 017	51	505 529	76
365 811	91	381 030	106	418 026	51	505 924	76
365 812	91	381 060	107	423 021	41	505 932	76
365 813	91	381 102	101	423 160	41	506 101	73
365 824	90	381 150	107	424 062	41	506 121	73
365 826	90	381 200	101	424 063	41	506 122	73
366 000	92	381 300	107	424 150	37	506 202	73
366 010	67, 92	381 351	100	424 152	37	506 212	73
366 020	92	381 352	100, 102	424 170	37	506 222	73
366 050	93, 104, 107	381 353	100	424 170.800	37	506 300	73
366 053	93	381 500	100	424 172	37	506 301	73
366 055	93, 104, 107	381 550	101	424 172.710	37	506 311	73
366 057	93	381 600	100	425 150	37	506 321	73
366 060	92	381 700	101	425 150.002	37	506 421	73
366 550	96	381 901	101	425 290	37	506 503	73, 114
366 760	67	381 905	101	426 244	41	506 762	73
366 761	67	381 910	101	428 243	37	506 782	73
366 976	67	381 911	101	428 262	37	506 910	73
367 000	15, 18	381 912	101	430 000	38, 42	509 912	73
367 003	15, 18	381 950	100, 101	430 800	134	506 919	73
367 006	22	382 001	103	431 000	38, 42, 114	506 920	73
367 011	15	382 005	103	431 001	38, 42	506 921	73
367 012	15	382 050	103	432 000	38, 42, 83, 114	506 922	73
367 016	30	382 100	102	432 814	38, 42, 83	506 930	73
367 102	15	382 101	102	435 000	112	506 934	73
369 224	94	382 110	102	436 000	112	506 935	73
369 228	94	382 113	105	436 100	112	506 936	73

PART No.	PAGE	PART No.	PAGE	PART No.	PAGE	PART No.	PAGE
506 976	73	516 300	81	536 630	24	561 024	120
506 950	73	516 321	81	537 130	27	561 025	121
506 978	73	516 602	81	537 630	26	561 026	121
506 942	73	516 622	81	539 009	30	561 100	120
507 101	74	517 101	82	539 010	28	561 101	120
507 121	74	517 121	82	539 030	28	561 110	120
507 122	74	517 122	82	539 031	28	561 200	120
507 202	74	517 150	82	539 032	29	561 201	120
507 212	74	517 151	82	539 033	29	561 210	120
507 222	74	517 152	82	539 130	28	561 300	120
507 300	74	517 202	82	539 131	29	561 301	120
507 301	74	517 212	82	539 330	28	561 310	120
507 311	74	517 213	82	539 331	29	561 610	120
507 321	74	517 214	82	539 332	29	561 611	120
507 421	74	517 215	82	539 500	22	561 613	120
507 503	74, 114	517 222	82	539 510	22	561 614	120
507 762	74	517 242	82	539 530	22	561 615	120
507 782	74	517 252	82	539 531	22	562 000	121
507 910	74	517 262	82	539 630	28	562 010	121
507 912	74	517 272	82	539 631	28	562 100	121
507 919	74	517 282	82	539 632	29	569 000	67
507 920	74	517 292	82	539 633	29	569 001	67
507 921	74	517 300	82	539 634	29	569 005	67
507 922	74	517 321	82	539 810	22	569 006	67
507 930	74	517 602	82	539 830	22	605 000	134
507 934	74	517 622	82	539 831	22	609 007	15, 18, 22, 30
507 935	74	530 610	40	551 010	57	609 008	22, 30
507 936	74	530 620	40	551 030	57	609 104	22, 30
507 942	74	530 630	40	551 162	56	612 100	79
507 950	74	531 210	43	551 164	56, 64	612 200	79
507 976	74	531 410	44	552 010	57	612 300	79
507 978	74	531 420	44	552 124	58	612 400	79
508 125	77	531 430	44	552 162	56	621 005	138
508 225	77	531 710	45	552 164	56, 64	621 010	138
508 234	77	531 720	45	553 124	58	621 020	138
508 244	77	531 730	45	553 162	56	621 105	138
508 810	78	532 130	46	553 164	64	621 110	138
508 890	78	532 810	47	554 010	57	621 120	138
508 924	77	532 820	47	554 020	57	622 005	138
508 925	77	534 103	51	555 010	57	622 010	138
508 942	77	534 121	49	555 030	57	622 020	138
508 944	77	534 141	48	555 115	56	629 001	138
511 101	80	534 210	48	556 115	56	629 002	138
511 150	80	534 240	48	557 011	59	629 003	138
511 200	80	534 410	48	557 100	60	670 019	137
511 252	80	534 411	50	557 101	60	670 023	137
511 255	80	534 420	48	557 950	64	671 030	137
511 300	80	534 421	49	557 951	64	671 031	137
513 154	80	534 422	50	557 952	64	672 105	137
513 155	80	534 440	48	557 953	64	672 107	137
513 248	80	534 441	48	559 010	59	672 109	137
513 249	80	534 600	51	559 011	64	672 111	137
513 259	80	534 610	41	559 012	59	672 115	137
513 350	80	534 611	50	559 101	113	672 199	137
515 201	80	534 620	41	559 111	113	672 216	137
515 210	80	534 621	50	560 212	65	672 224	137
515 213	80	534 710	48	560 215	65	673 007	137
515 214	80	534 711	50	560 224	65	673 008	137
515 215	80	534 720	48	560 230	65	673 014	137
515 216	80	534 721	49	560 300	65	675 001	137
516 101	81	534 722	50	560 301	65	675 002	137
516 121	81	534 740	48	560 302	65	675 003	137
516 122	81	534 741	48	560 303	65	675 005	137
516 150	81	534 810	48	560 304	65	675 007	137
516 151	81	534 811	50	560 307	65	678 010	137
516 152	81	534 820	48	560 308	65	678 025	137
516 202	81	534 821	49	560 310	65	678 050	137
516 212	81	534 822	50	560 320	65	678 100	137
516 213	81	534 840	48	560 901	67	678 200	137
516 214	81	535 510	20	560 902	67	678 300	137
516 215	81	535 530	20	560 903	67	678 500	137
516 222	81	535 580	20	560 904	67	679 001	137
516 242	81	535 810	21	560 905	66	679 002	137
516 252	81	535 830	21	560 905.001	66	679 007	137
516 262	81	535 880	21	560 906	67	679 008	137
516 272	81	536 010	25	561 012	120	679 009	137
516 282	81	536 030	25	561 013	121	679 010	137
516 292	81	536 330	23	561 014	121	679 011	137

PART No.	PAGE	PART No.	PAGE	PART No.	PAGE	PART No.	PAGE
679 200	137	689 072	61	950 306	31, 61, 148	EP8001	155
680 300	119	689 073	61	950 308	31, 148	EP8002	155
680 301	119	689 079	61	950 309	148	EP8003	155
684 450	116	689 090	119	950 310	148	EP8004	155
684 451	116	689 091	119	950 312	31, 61, 148	EP8005	155
684 460	116	689 098	119	950 313	148	EP9002	154
684 461	116	689 099	119	950 314	148	EP9004	154
684 464	116	689 910	119	950 317	148	EP9006	154
684 465	116	710 214	127	950 318	31, 51, 148	PE1001	153
684 512	116	710 297	127	950 319	31, 51, 148	PE1002	153
684 514	116	710 298	127	950 320	31, 51, 61, 148	PE1003	153
684 524	116	710 310	131	950 321	31, 148	PE1004	153
684 526	116	710 659	127	950 322	148	TANK1	150
684 527	116	710 710	127	950 324	148	TANK2	150
684 530	116	710 711	127	950 325	148	TANK3	150
684 531	116	730 603	133	950 328	31, 51	TANK4	150
684 951	116	736 229	84	950 329	31, 51	TANK5	150
685 708	118	736 349	101	950 352	114	TANK7	150
685 709	118	736 353	101	950 353	114	TANK9	151
685 710	118	736 377	101	950 354	114	TANK10	151
685 712	118	736 771	30	950 355	114	TANK11	151
685 713	118	736 772	30	950 356	114	TANK12	151
685 715	118	737 435	61	950 357	114	TANK13	151
685 716	118	737 946	114	950 358	51	TANK14	151
685 717	118	737 947	114	382100005	153	TANK15	151
685 718	118	737 948	114	382100006	153	TANK16	151
685 719	118	737 949	114	382201200	152	TANK17	151
685 720	117	737 950	114	382201202	152	TANK18	151
685 721	117	737 952	114	382201203	152	TANK19	151
685 722	117	737 953	114	382202200	152	TANK20	151
685 741	117	737 954	114	382203200	152	TANK21	151
685 742	117	737 955	114	382203202	152	TANK22	151
685 743	117	737 958	114	382203204	152	TANK23	151
685 750	117	737 959	114	392200200	152	TANK27	151
685 751	117	737 967	114	392200201	152	TANK30	150
685 752	117	737 972	114	382203205M	152	TANK30/1	151
685 753	117	741 300	95	CABINET2F	152	TANK30/2	151
685 754	117	741 304	95	CABINET2W	152	TANK30/3	151
685 755	117	741 306	95	CABINET4F	152	TANK30/5	150
685 771	117	741 602	134	CABINET4W	152	TANK30/6	150
685 772	117	741 604	51	DRIPTRAY1	152	TANK30/6W	150
685 777	118	741 605	51	DRIPTRAY2	152	TANK30/7	151
685 778	118	743 305	114	EP1001	154	TANK37	150
685 974	117	753 110	51	EP1002	154	TANK38	150
688 001	119	756 200	119	EP1003	154	TANK52	151
688 100	119	810 421	127	EP1004	154	TANK72	150
688 300	119	930 505	67	EP1005	154	TANK79	150
689 015	119	930 507	67	EP1006	154	TANK89	150
689 016	119	932 025	67	EP2002	157	TANK93	150
689 017	119	945 513	31, 114	EP2003	157	TANK100	150
689 018	119	945 548	31	EP3001	155	TANK115	150
689 019	119	945 551	31, 61, 114	EP3006	155	TANK116	150
689 021	119	945 552	31, 61	EP3007	155	TANK125	150
689 022	119	945 554	31, 61	EP3008	155	TANK126	150
689 023	119	945 555	22, 31, 61	EP3009	155	TANK131	151
689 030	67, 119	945 556	31	EP3010	155	TANK132	151
689 031	67, 119	945 557	31	EP4001	157	TANK133	151
689 035	119	945 558	31	EP4001K	156	TANK134	151
689 036	119	945 565	31, 61	EP4110	157	TANK141	150
689 037	119	945 567	31, 61	EP4130	157	TANK178	150
689 040	119	945 572	31	EP4200	157	TANK181	150
689 041	67, 119	945 580	61	EP4400	157		
689 042	67, 119	945 590	31	EP4500	157		
689 044	119	945 592	31	EP4501	157		
689 045	61	945 593	61	EP5000	156		
689 046	61	945 670	18, 31, 61	EP5001	156		
689 047	67, 119	945 681	22, 31, 61	EP5003	156		
689 048	67, 119	945 708	67	EP5007	156		
689 052	119	945 724	30, 31	EP5008	156		
689 053	119	945 737	30	EP5200	156		
689 054	61	945 738	31	EP5250	156		
689 055	61, 67	946 402	131	EP6000	158		
689 056	61	950 300	31, 51, 61, 148	EP6001	158		
689 058	61	950 301	148	EP6005	158		
689 059	61	950 302	31, 148	EP7001	158		
689 060	61	950 303	61, 148	EP7002	158		
689 061	61	950 304	31, 51	EP7003	158		
689 062	61	950 305	31, 51, 148	EP7004	158		



Authorized Distributor:

CHINDALIA INDUSTRIAL PRODUCTS LIMITED

Add: C-23, Punit Indl. Premises CSL, Plot 11A-11D, MIDC, TTC Area, Thane, Belapur Road,
Turbhe, Navi Mumbai - 400 705, MH, India.

T: +91-22-6710 4623

E: info@chindaliagroup.com

ciplimited@gmail.com

